

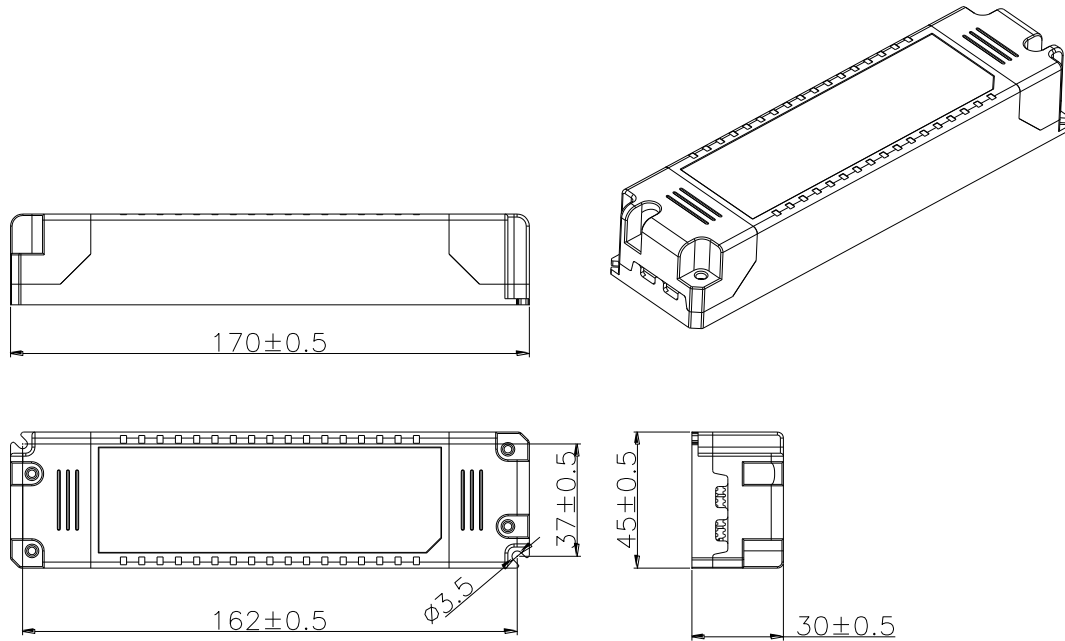
- ▲ Constant current design
- ▲ Input Voltage 220-240VAC
- ▲ Protections: short circuit/over load/over voltage
- ▲ IP20 Ingress protection
- ▲ Power Factor >0.95
- ▲ Efficiency >83%
- ▲ Class II, SELV, independent
- ▲ 0-10V dimmable
- ▲ Current ADJ. by dip-switch
- ▲ 5 years warranty



**SPECIFICATION**

Input	Rated input voltage	220-240VAC					
	Range of input voltage	176-264VAC					
	Frequency(Hz)	50/60 Hz					
	Power Factor	>0.95@220-240VAC, full load					
	Input Current max	0.25A MAX. @Full Load,176VAC					
	Start-up time	<0.5S					
	Unload Power Consumption	≤0.5W					
	Inrush Current	20A Max.					
	THD	8% Typ. @Full Load, Io=900mA					
	Leakage Current	<0.5mA(240VAC)					
Output	Constant Current Max.	900mA					
	Unload voltage Max.	55 VDC					
	Voltage Range(VDC)	12-45VDC					
	Rated power	30.2W Max.					
	Current ADJ. Range by dip-switch	Vo	Po	Io	1	2	3
		12-45VDC	27W	600mA	--	--	--
		12-43VDC	30.1W	700mA	ON	--	--
		12-37.5VDC	30W	800mA	ON	ON	--
		12-33.5VDC	30.2W	900mA	ON	ON	ON
	Current Accuracy	±5%					
	Voltage Regulation	±5% @Full Load					
Load Regulation	≤5%						
Hold-up Time	1s max.@Full Load						
Ripple& Noise *Note.2	≤54mAp-p						
Efficiency(Typ.)	≥83%						
Dimming	Dimmable	YES					
	Dimming mode	0-10V Dimming mode					
	Dimming current range	5%~100%					
Protection	Over Load Protection	103-120%					
		Protection type: Auto Resume					
	Over Voltage Protection	>55VDC					
		Protection type: Auto Resume					
	Short circuit Protection	Protection type: Auto Resume					
	Over Temperature protection	NA					
Environment	Operating Temperature	-20℃...+45℃					
	tc	75℃					
	Storage Temperature	-25℃...+60℃					
	Humidity	20%-95%RH					
	Life time	>30,000h @45℃					
Others	Dimension	170X45X30(LXWXH)mm					
Safety & EMC	Safety standards	EN 61347-1; EN61347-2-13; EN62384					
	Withstand voltage	Input-Output: 3750V/5mA/1min					
	Isolation resistance	Input-Output: ≥4MΩ@500VDC					
	EMI	EN55015; EN61000-3-2 Class C; EN61000-3-3					
	EMS	EN 61547; EN 61000-4-2 —Performance Criteria B; EN 61000-4-5 —1000V; Performance Criteria C					
Note	1.All parameters NOT specially mentioned are measured at 240VAC input , full load and 25℃ of ambient temperature. 2.Ripple & Noise are measured at 20MHz of bandwidth by using a 300mm twisted pair-wire terminated with a 0.1uF & 47 uF parallel capacitor.						

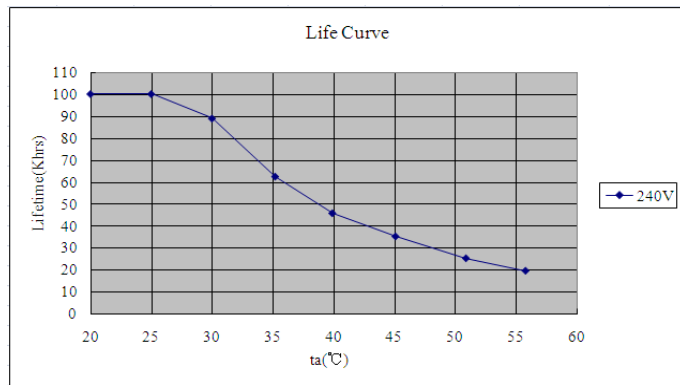
**MECHANICAL SPECIFICATIONS**



**CURVE**

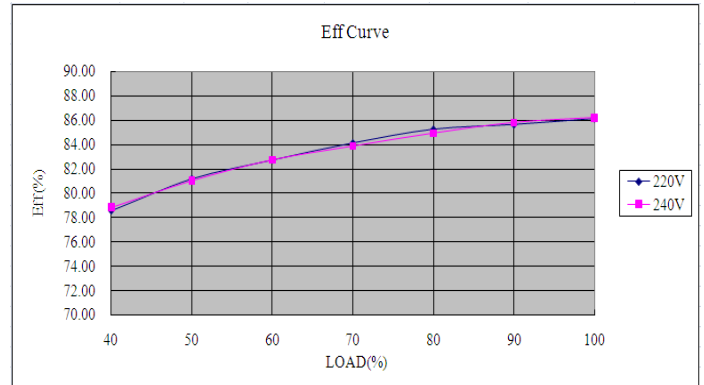
**Lifetime vs. Ambient Temperature Curve**

for  $I_o=900mA$

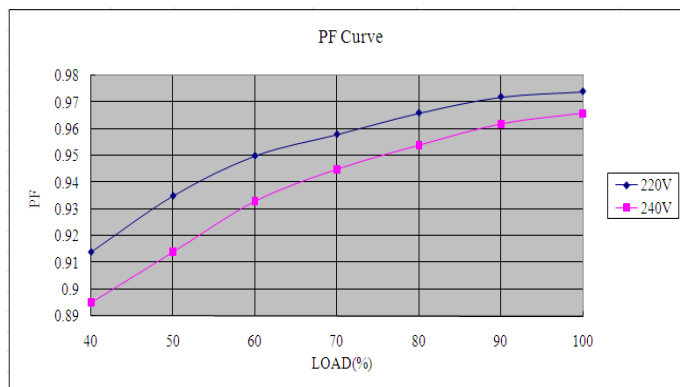


**Efficiency vs. Load**

for  $I_o=900mA$



**Power Factor Characteristics for  $I_o=900mA$**



**THD vs. Load for  $I_o=900mA$**

