

FLOOD PHOTOMETRIC REPORT

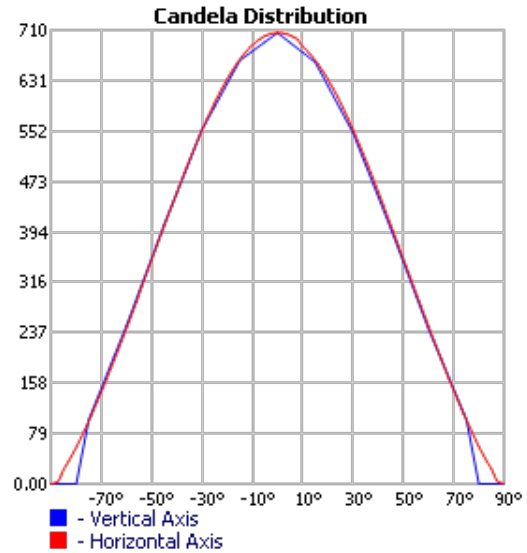
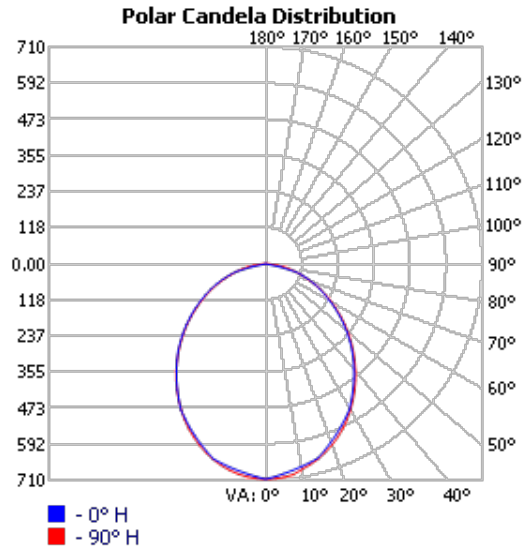
CATALOG: I1218



MANUFACTURER: PRO-LIGHT
TEST DATE: 2013-06-25
DESCRIPTION: I1218
LAMP: I1218-WW-23W-4014
LAMP OUTPUT: 1 LAMP, RATED LUMENS/LAMP: 1716.5
INPUT WATTAGE: 22
LUMINOUS OPENING: POINT
NEMA TYPE: 7 X 7
MAX CD: 706.1 AT HORIZONTAL: 0°, VERTICAL: 0°
EFFICIENCY: 100%

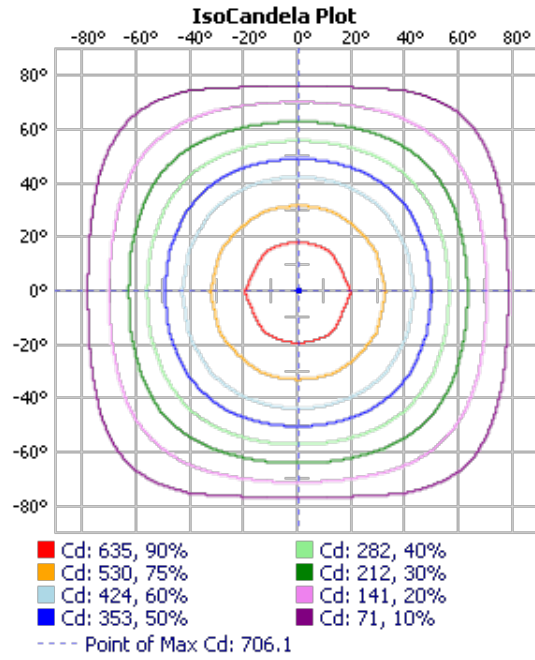
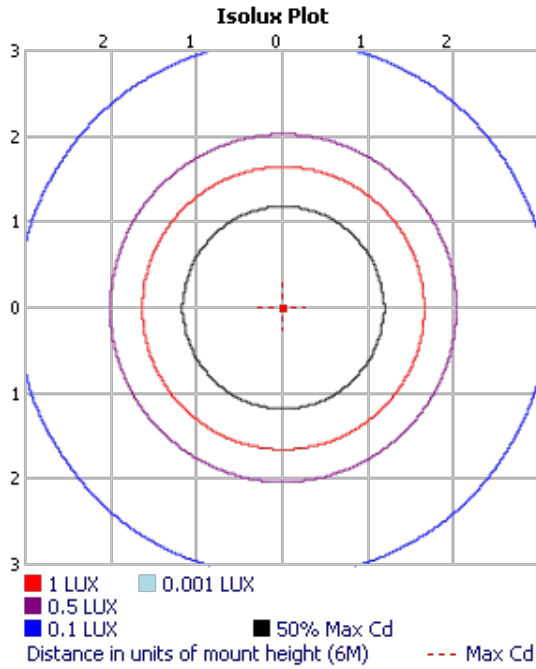
No
Photo
Available

SEE REPORT NOTES **



**FILE DOES NOT INCLUDE SUFFICIENT VERTICAL DATA TO PROPERLY CALCULATE BUG AND LCS UPLIGHT.
**FILE DOES NOT INCLUDE UPPER HEMISPHERE DATA(90-180) AND HAS CD > 0 AT 90° VERTICAL.

VISUAL PHOTOMETRIC TOOL 1.2.46 COPYRIGHT 2017, ACUITY BRANDS LIGHTING.
THIS PHOTOMETRIC REPORT HAS BEEN GENERATED USING METHODS RECOMMENDED BY THE IESNA. CALCULATIONS ARE BASED ON PHOTOMETRIC DATA PROVIDED BY THE MANUFACTURER, AND THE ACCURACY OF THIS PHOTOMETRIC REPORT IS DEPENDENT ON THE ACCURACY OF THE DATA PROVIDED. END-USER ENVIRONMENT AND APPLICATION (INCLUDING, BUT NOT LIMITED TO, VOLTAGE VARIATION AND DIRT ACCUMULATION) CAN CAUSE ACTUAL PHOTOMETRIC PERFORMANCE TO DIFFER FROM THE PERFORMANCE CALCULATED USING THE DATA PROVIDED BY THE MANUFACTURER. THIS REPORT IS PROVIDED WITHOUT WARRANTY AS TO ACCURACY, COMPLETENESS, RELIABILITY OR OTHERWISE. IN NO EVENT WILL ACUITY BRANDS LIGHTING BE RESPONSIBLE FOR ANY LOSS RESULTING FROM ANY USE OF THIS REPORT.



ZONAL LUMEN SUMMARY

ZONE	LUMENS	% LAMP	% LUMINAIRE
0-30	522.0	30.4%	30.4%
0-40	835.7	48.7%	48.7%
0-60	1,410.1	82.1%	82.1%
60-90	306.6	17.9%	17.9%
0-90	1,716.7	100%	100%

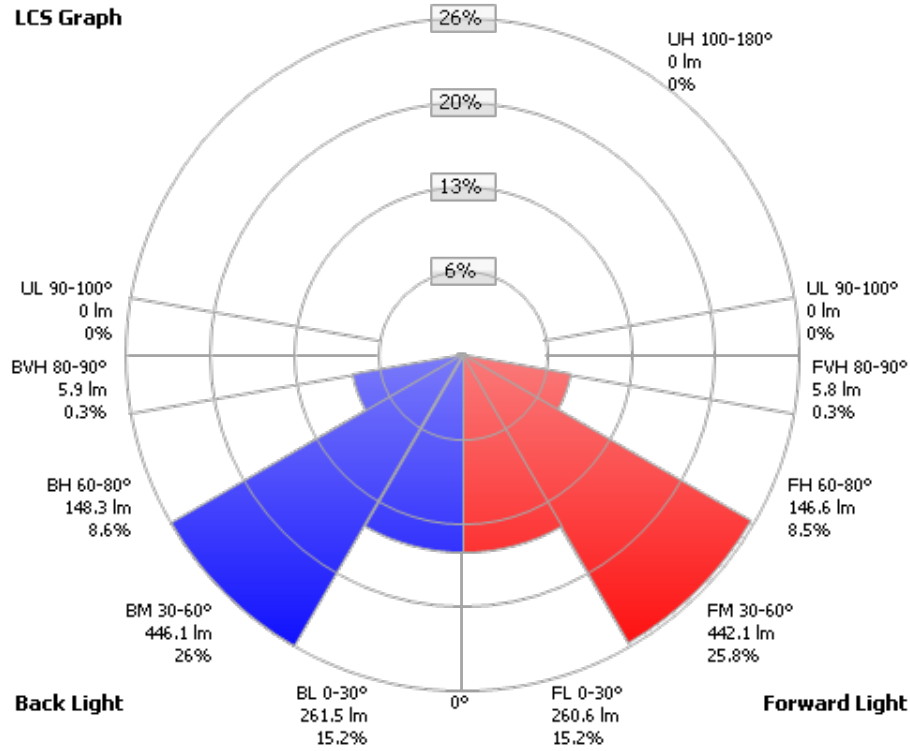
LUMENS PER ZONE

ZONE	LUMENS	% TOTAL
0-10	65.7	3.8%
10-20	184.9	10.8%
20-30	271.3	15.8%
30-40	313.7	18.3%
40-50	309.3	18.0%
50-60	265.1	15.4%
60-70	192.7	11.2%
70-80	102.1	5.9%
80-90	11.8	0.7%

FLOOD SUMMARY

	EFFICIENCY	LUMENS	HORIZONTAL SPREAD	VERTICAL SPREAD
FIELD (10%):	98.4%	1,689.7	156.9	153
BEAM (50%):	66.2%	1,137.1	99.7	99.5
TOTAL:	100%	1,716.3		

LCS Graph



Back Light

Forward Light

Scale = Max LCS %

⊙ Trapped Light: 0lm, 0%

CANDELA TABLE - TYPE B

	-90	-80	-70	-60	-50	-40	-30	-20	-10	0	10	20	30	40	50	60	70	80	90	
90	0	0	0	0	0	0	0	0	0	0	0	0	0	0	0	0	0	0	0	0
80	0	0	0	0	0	0	0	0	0	0	0	0	0	0	0	0	0	0	0	0
70	1	13	35	58	81	103	122	136	145	148	145	136	121	102	81	57	34	12	1	
60	1	23	57	94	132	168	199	222	237	242	237	222	198	167	132	94	56	22	1	
50	1	32	80	133	187	238	283	317	340	348	340	317	282	237	186	131	78	31	1	
40	1	41	100	168	237	303	362	409	439	450	439	409	362	303	237	167	100	40	1	
30	1	48	119	200	284	364	438	497	536	549	537	498	440	366	285	201	120	48	1	
20	1	53	133	223	317	408	493	562	607	623	608	563	494	409	317	223	132	53	1	
10	1	56	141	238	339	439	532	608	657	675	657	608	532	440	339	238	141	56	1	
0	1	58	144	244	351	456	554	634	687	706	684	633	554	457	352	247	147	58	1	
-10	1	56	141	238	339	440	533	609	659	677	659	610	534	441	340	238	141	56	1	
-20	1	53	133	224	317	410	496	565	611	627	611	566	497	411	318	224	133	53	1	
-30	1	48	119	201	285	367	441	501	540	555	542	503	443	369	287	203	121	48	1	
-40	1	41	101	169	239	306	366	414	445	456	445	414	367	307	239	169	101	41	1	
-50	1	32	80	134	189	241	287	322	346	353	345	322	286	241	189	133	80	32	1	
-60	1	22	57	95	134	171	203	227	243	248	243	227	203	171	135	96	57	22	1	
-70	1	13	36	58	82	104	123	137	147	150	147	137	122	103	82	58	36	13	1	
-80	0	0	0	0	0	0	0	0	0	0	0	0	0	0	0	0	0	0	0	
-90	0	0	0	0	0	0	0	0	0	0	0	0	0	0	0	0	0	0	0	