

**FLOOD PHOTOMETRIC REPORT**

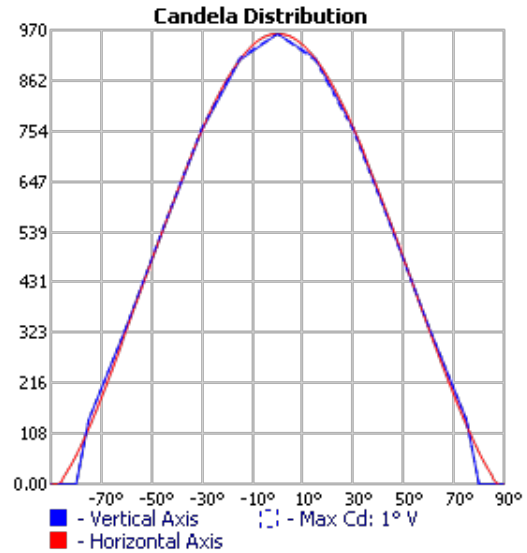
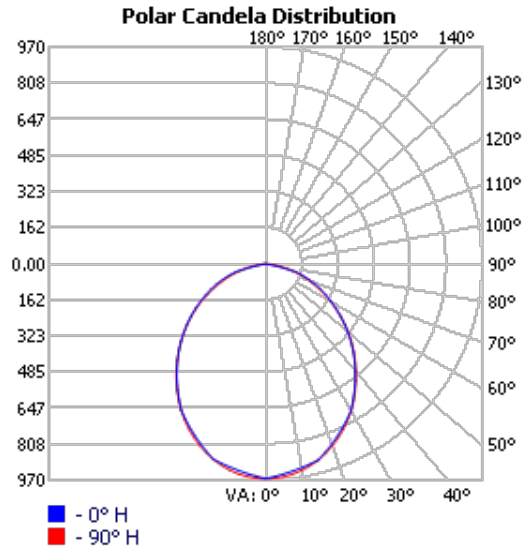
CATALOG: I1218NW - 4000K



MANUFACTURER: PRO-LIGHT  
TEST DATE: 2013-09-17  
DESCRIPTION: I1218NW - 4000K  
LAMP: I1218NW - 4000K  
LAMP OUTPUT: 1 LAMP, RATED LUMENS/LAMP: 1394.1  
INPUT WATTAGE: 27.2  
LUMINOUS OPENING: POINT  
NEMA TYPE: 7 X 7  
MAX CD: 962.7 AT HORIZONTAL: 1°, VERTICAL: 0°  
EFFICIENCY: 168%

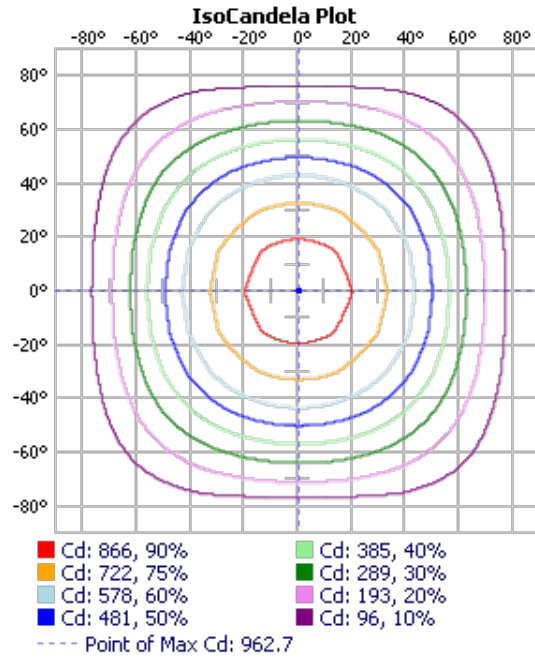
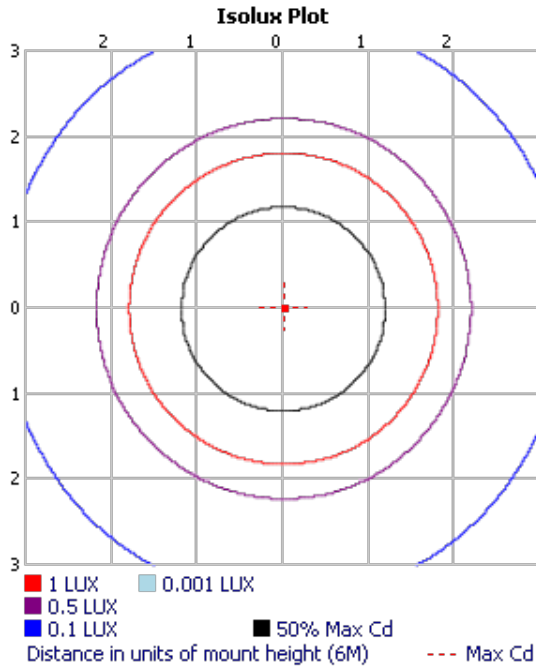
No  
Photo  
Available

SEE REPORT NOTES \*\*



\*\*FILE DOES NOT INCLUDE SUFFICIENT VERTICAL DATA TO PROPERLY CALCULATE BUG AND LCS UPLIGHT.  
\*\*FILE DOES NOT INCLUDE UPPER HEMISPHERE DATA(90-180) AND HAS CD > 0 AT 90° VERTICAL.

VISUAL PHOTOMETRIC TOOL 1.2.46 COPYRIGHT 2017, ACUITY BRANDS LIGHTING.  
THIS PHOTOMETRIC REPORT HAS BEEN GENERATED USING METHODS RECOMMENDED BY THE IESNA. CALCULATIONS ARE BASED ON PHOTOMETRIC DATA PROVIDED BY THE MANUFACTURER, AND THE ACCURACY OF THIS PHOTOMETRIC REPORT IS DEPENDENT ON THE ACCURACY OF THE DATA PROVIDED. END-USER ENVIRONMENT AND APPLICATION (INCLUDING, BUT NOT LIMITED TO, VOLTAGE VARIATION AND DIRT ACCUMULATION) CAN CAUSE ACTUAL PHOTOMETRIC PERFORMANCE TO DIFFER FROM THE PERFORMANCE CALCULATED USING THE DATA PROVIDED BY THE MANUFACTURER. THIS REPORT IS PROVIDED WITHOUT WARRANTY AS TO ACCURACY, COMPLETENESS, RELIABILITY OR OTHERWISE. IN NO EVENT WILL ACUITY BRANDS LIGHTING BE RESPONSIBLE FOR ANY LOSS RESULTING FROM ANY USE OF THIS REPORT.



**ZONAL LUMEN SUMMARY**

ZONE	LUMENS	% LAMP	% LUMINAIRE
0-30	716.4	51.4%	30.6%
0-40	1,147.6	82.3%	49%
0-60	1,935.2	138.8%	82.6%
60-90	406.9	29.2%	17.4%
0-90	2,342.1	168%	100%

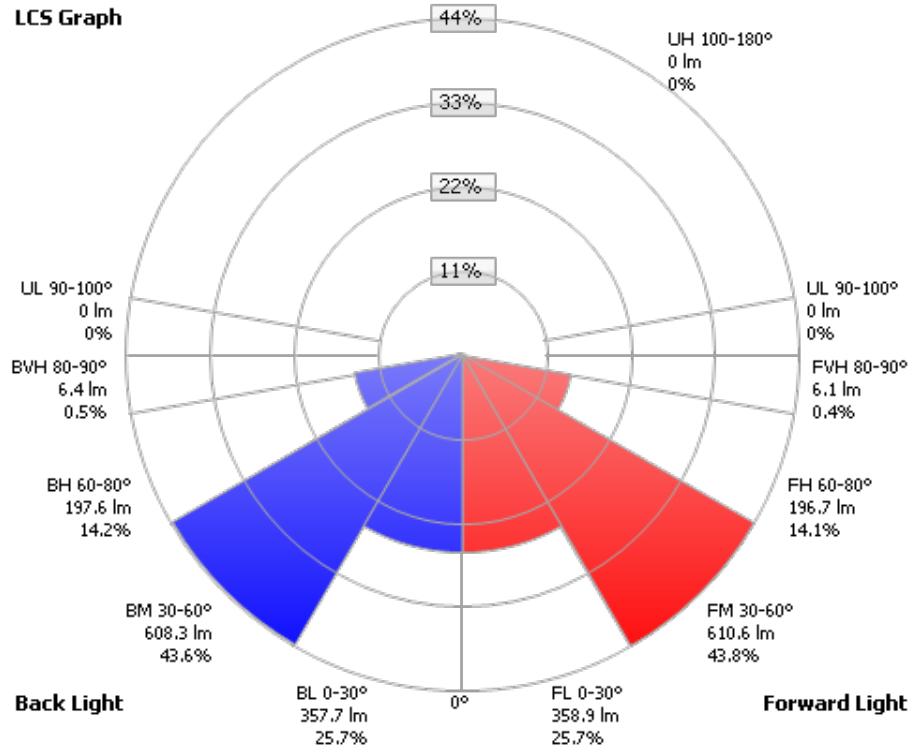
**LUMENS PER ZONE**

ZONE	LUMENS	% TOTAL
0-10	89.8	3.8%
10-20	253.7	10.8%
20-30	373.0	15.9%
30-40	431.1	18.4%
40-50	424.5	18.1%
50-60	363.2	15.5%
60-70	261.0	11.1%
70-80	133.2	5.7%
80-90	12.6	0.5%

**FLOOD SUMMARY**

	EFFICIENCY	LUMENS	HORIZONTAL SPREAD	VERTICAL SPREAD
FIELD (10%):	165.3%	2,304.9	154.4	153
BEAM (50%):	112.5%	1,568.2	99.9	99.9
TOTAL:	168%	2,341.5		

**LCS Graph**



**Back Light**

**Forward Light**

Scale = Max LCS %

Trapped Light: 0lm, 0%

**CANDELA TABLE - TYPE B**

	-90	-80	-70	-60	-50	-40	-30	-20	-10	0	10	20	30	40	50	60	70	80	90	
90	0	0	0	0	0	0	0	0	0	0	0	0	0	0	0	0	0	0	0	0
80	0	0	0	0	0	0	0	0	0	0	0	0	0	0	0	0	0	0	0	0
70	1	6	32	65	99	134	163	185	199	205	201	188	166	136	103	68	35	7	1	1
60	1	15	61	115	172	227	272	306	328	337	331	311	278	230	176	120	65	19	1	1
50	1	27	93	170	250	324	388	438	470	482	472	441	393	329	252	173	96	31	1	1
40	1	38	122	220	323	416	499	565	608	624	610	567	503	421	324	223	126	42	1	1
30	1	48	148	266	389	503	605	689	743	763	745	688	608	507	392	271	154	53	1	1
20	1	55	167	298	432	560	681	777	839	861	840	778	684	568	438	302	171	60	1	1
10	1	60	179	320	462	601	732	836	904	928	905	838	735	608	469	323	184	65	1	1
0	1	62	184	331	478	623	757	866	938	962	939	869	763	627	484	333	191	69	1	1
-10	1	60	179	320	461	600	730	834	901	925	902	836	733	607	468	323	184	65	1	1
-20	1	55	167	298	431	559	678	773	835	857	836	774	681	566	437	302	172	61	1	1
-30	1	48	148	266	388	500	602	684	738	757	740	684	605	506	392	271	156	55	1	1
-40	1	38	122	221	323	415	497	562	604	620	606	564	501	420	325	225	128	43	1	1
-50	1	27	94	171	251	324	387	436	468	479	470	440	392	329	254	175	99	32	1	1
-60	1	15	62	117	174	228	273	307	329	337	331	311	279	233	179	123	68	20	1	1
-70	1	6	33	66	101	134	163	185	199	204	201	189	168	139	106	71	38	9	1	1
-80	0	0	0	0	0	0	0	0	0	0	0	0	0	0	0	0	0	0	0	0
-90	0	0	0	0	0	0	0	0	0	0	0	0	0	0	0	0	0	0	0	0