

**FLOOD PHOTOMETRIC REPORT**

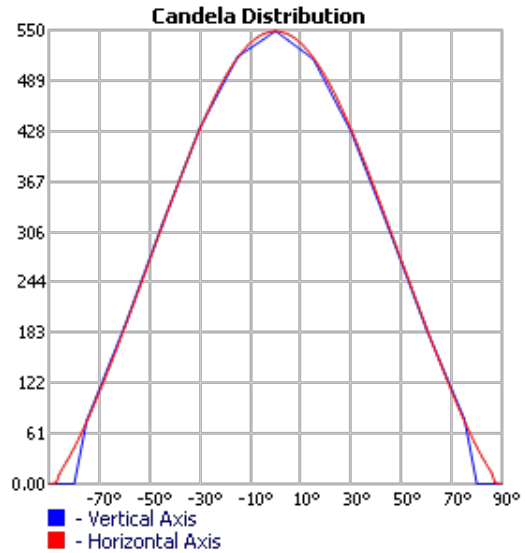
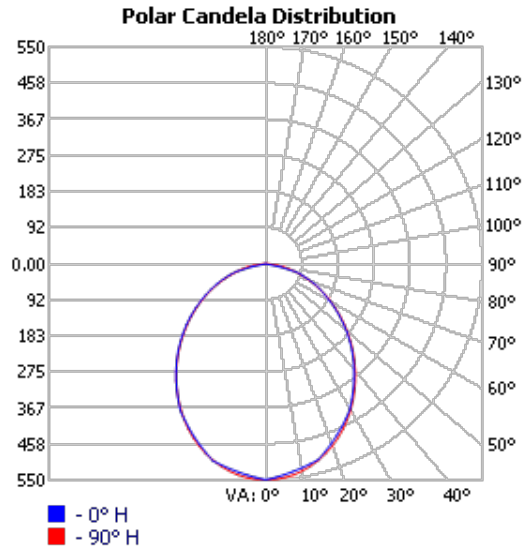
CATALOG: I1216



MANUFACTURER: PRO-LIGHT  
TEST DATE: 2013-06-26  
DESCRIPTION: I1216  
LAMP: I1216-WW-18W-4014  
LAMP OUTPUT: 1 LAMP, RATED LUMENS/LAMP: 1330.6  
INPUT WATTAGE: 18  
LUMINOUS OPENING: POINT  
NEMA TYPE: 7 X 7  
MAX CD: 549.0 AT HORIZONTAL: 0°, VERTICAL: 0°  
EFFICIENCY: 100%

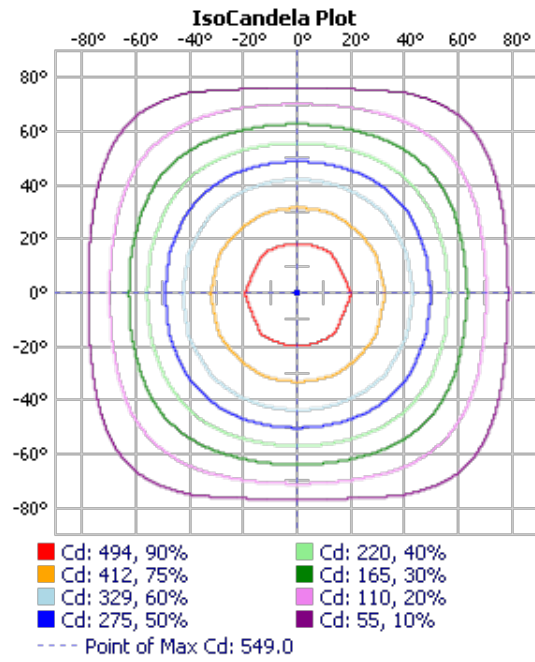
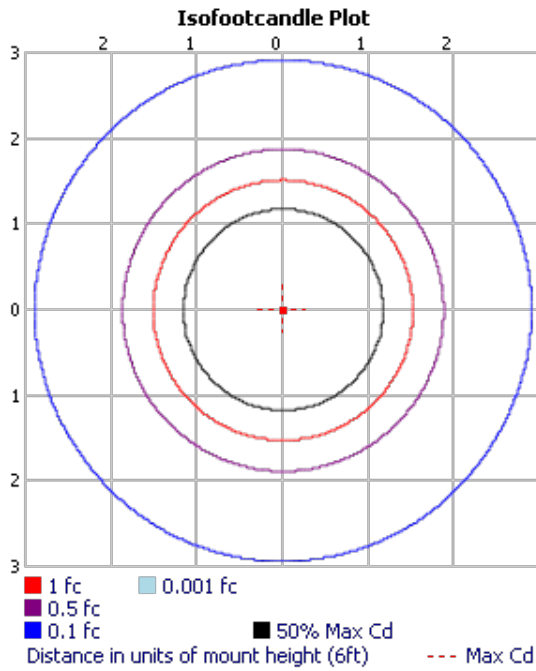
No  
Photo  
Available

SEE REPORT NOTES \*\*



\*\*FILE DOES NOT INCLUDE SUFFICIENT VERTICAL DATA TO PROPERLY CALCULATE BUG AND LCS UPLIGHT.  
\*\*FILE DOES NOT INCLUDE UPPER HEMISPHERE DATA(90-180) AND HAS CD > 0 AT 90° VERTICAL.

VISUAL PHOTOMETRIC TOOL 1.2.46 COPYRIGHT 2017, ACUITY BRANDS LIGHTING.  
THIS PHOTOMETRIC REPORT HAS BEEN GENERATED USING METHODS RECOMMENDED BY THE IESNA. CALCULATIONS ARE BASED ON PHOTOMETRIC DATA PROVIDED BY THE MANUFACTURER, AND THE ACCURACY OF THIS PHOTOMETRIC REPORT IS DEPENDENT ON THE ACCURACY OF THE DATA PROVIDED. END-USER ENVIRONMENT AND APPLICATION (INCLUDING, BUT NOT LIMITED TO, VOLTAGE VARIATION AND DIRT ACCUMULATION) CAN CAUSE ACTUAL PHOTOMETRIC PERFORMANCE TO DIFFER FROM THE PERFORMANCE CALCULATED USING THE DATA PROVIDED BY THE MANUFACTURER. THIS REPORT IS PROVIDED WITHOUT WARRANTY AS TO ACCURACY, COMPLETENESS, RELIABILITY OR OTHERWISE. IN NO EVENT WILL ACUITY BRANDS LIGHTING BE RESPONSIBLE FOR ANY LOSS RESULTING FROM ANY USE OF THIS REPORT.



**ZONAL LUMEN SUMMARY**

ZONE	LUMENS	% LAMP	% LUMINAIRE
0-30	406.8	30.6%	30.6%
0-40	650.6	48.9%	48.9%
0-60	1,094.8	82.3%	82.3%
60-90	235.9	17.7%	17.7%
0-90	1,330.7	100%	100%

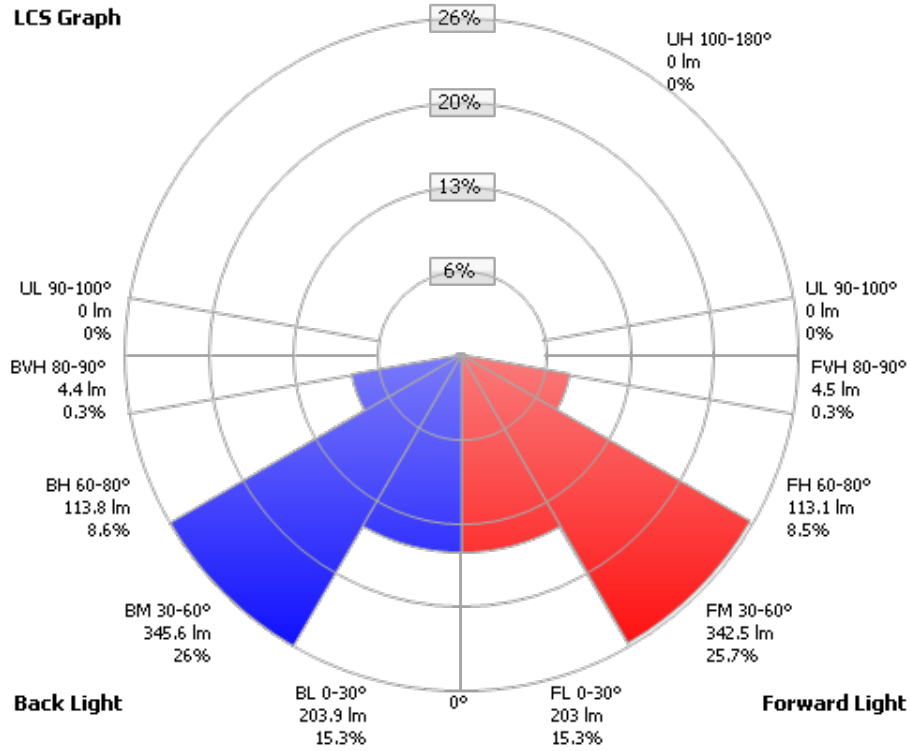
**LUMENS PER ZONE**

ZONE	LUMENS	% TOTAL
0-10	51.2	3.8%
10-20	144.2	10.8%
20-30	211.4	15.9%
30-40	243.8	18.3%
40-50	239.6	18.0%
50-60	204.7	15.4%
60-70	148.4	11.2%
70-80	78.5	5.9%
80-90	9.0	0.7%

**FLOOD SUMMARY**

	EFFICIENCY	LUMENS	HORIZONTAL SPREAD	VERTICAL SPREAD
FIELD (10%):	98.4%	1,309.7	156.5	153
BEAM (50%):	66.1%	879.9	99.2	99.2
TOTAL:	100%	1,330.4		

**LCS Graph**



**Back Light**

**Forward Light**

Scale = Max LCS %

⊙ Trapped Light: 0lm, 0%

**CANDELA TABLE - TYPE B**

	-90	-80	-70	-60	-50	-40	-30	-20	-10	0	10	20	30	40	50	60	70	80	90	
90	0	0	0	0	0	0	0	0	0	0	0	0	0	0	0	0	0	0	0	0
80	0	0	0	0	0	0	0	0	0	0	0	0	0	0	0	0	0	0	0	0
70	0	10	27	45	63	80	94	106	113	115	112	105	94	79	62	44	26	10	1	1
60	0	17	43	72	102	129	153	172	183	187	183	171	153	129	101	72	43	17	1	1
50	0	24	61	102	144	184	219	246	263	269	262	245	217	182	143	101	60	24	1	1
40	0	31	77	130	184	235	281	317	341	349	340	316	279	234	182	128	76	30	1	1
30	0	37	92	155	220	283	340	387	417	427	416	386	340	282	219	154	92	37	1	1
20	0	41	102	173	246	318	385	439	474	486	473	437	382	316	244	171	101	40	1	1
10	0	43	109	184	263	342	415	474	513	527	512	473	413	340	261	183	108	43	1	1
0	0	44	112	189	271	353	430	493	535	549	534	493	430	353	271	189	112	45	1	1
-10	0	43	109	184	263	342	416	476	515	528	514	474	414	340	261	183	108	43	1	1
-20	0	41	102	173	246	319	387	441	477	490	477	440	385	318	245	171	101	40	1	1
-30	1	37	92	155	221	285	343	391	422	432	421	390	343	285	221	155	92	37	1	1
-40	1	31	77	130	185	237	284	322	346	354	345	321	283	236	184	129	77	30	1	1
-50	1	24	61	103	146	186	222	250	267	274	267	249	220	185	144	102	61	23	1	1
-60	1	16	44	73	103	131	156	175	187	191	187	174	155	131	103	73	44	16	1	1
-70	1	9	27	44	62	79	94	105	113	115	112	105	94	79	62	44	27	9	1	1
-80	0	0	0	0	0	0	0	0	0	0	0	0	0	0	0	0	0	0	0	0
-90	0	0	0	0	0	0	0	0	0	0	0	0	0	0	0	0	0	0	0	0