

FLOOD PHOTOMETRIC REPORT

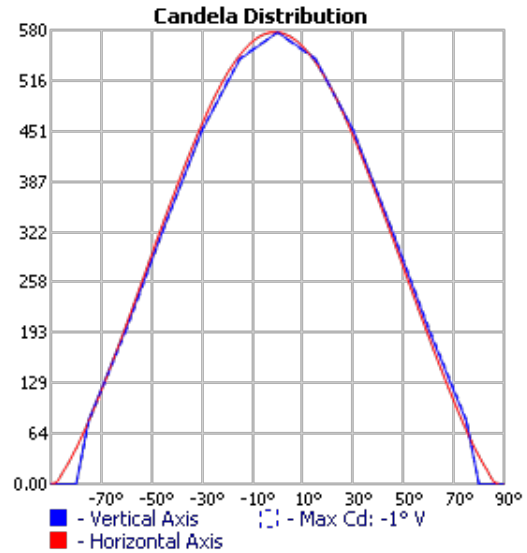
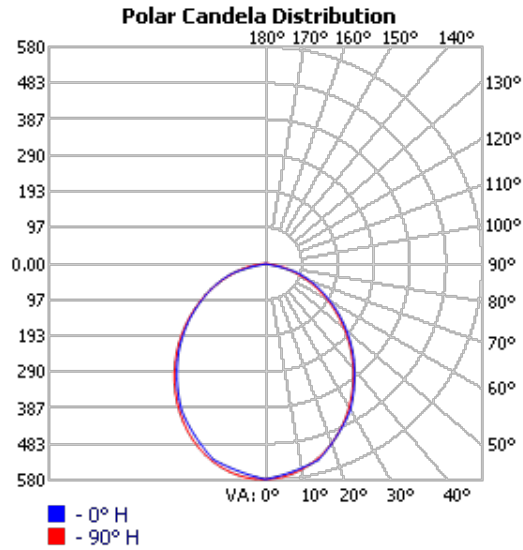
CATALOG: I1216NW - 4000K



MANUFACTURER: PRO-LIGHT
TEST DATE: 2013-09-17
DESCRIPTION: I1216NW - 4000K
LAMP: I1216NW - 4000K
LAMP OUTPUT: 1 LAMP, RATED LUMENS/LAMP: 1373.1
INPUT WATTAGE: 16.2
LUMINOUS OPENING: POINT
NEMA TYPE: 7 X 7
MAX CD: 577.6 AT HORIZONTAL: -1°, VERTICAL: 0°
EFFICIENCY: 101.5%

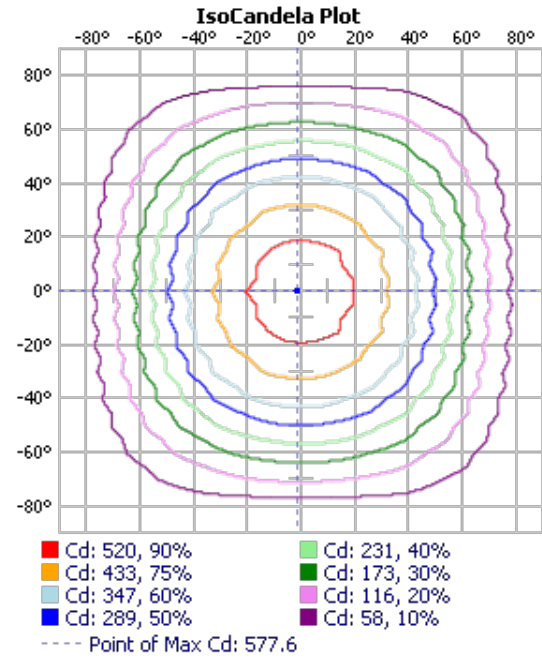
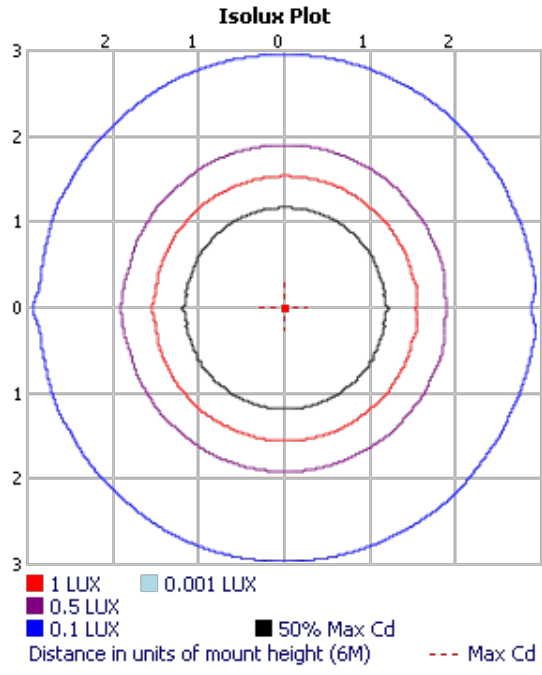
No
Photo
Available

SEE REPORT NOTES **



**FILE DOES NOT INCLUDE SUFFICIENT VERTICAL DATA TO PROPERLY CALCULATE BUG AND LCS UPLIGHT.
**FILE DOES NOT INCLUDE UPPER HEMISPHERE DATA(90-180) AND HAS CD > 0 AT 90° VERTICAL.

VISUAL PHOTOMETRIC TOOL 1.2.46 COPYRIGHT 2017, ACUITY BRANDS LIGHTING.
THIS PHOTOMETRIC REPORT HAS BEEN GENERATED USING METHODS RECOMMENDED BY THE IESNA. CALCULATIONS ARE BASED ON PHOTOMETRIC DATA PROVIDED BY THE MANUFACTURER, AND THE ACCURACY OF THIS PHOTOMETRIC REPORT IS DEPENDENT ON THE ACCURACY OF THE DATA PROVIDED. END-USER ENVIRONMENT AND APPLICATION (INCLUDING, BUT NOT LIMITED TO, VOLTAGE VARIATION AND DIRT ACCUMULATION) CAN CAUSE ACTUAL PHOTOMETRIC PERFORMANCE TO DIFFER FROM THE PERFORMANCE CALCULATED USING THE DATA PROVIDED BY THE MANUFACTURER. THIS REPORT IS PROVIDED WITHOUT WARRANTY AS TO ACCURACY, COMPLETENESS, RELIABILITY OR OTHERWISE. IN NO EVENT WILL ACUITY BRANDS LIGHTING BE RESPONSIBLE FOR ANY LOSS RESULTING FROM ANY USE OF THIS REPORT.



ZONAL LUMEN SUMMARY

| ZONE | LUMENS | % LAMP | % LUMINAIRE |
|-------|---------|--------|-------------|
| 0-30 | 428.0 | 31.2% | 30.7% |
| 0-40 | 684.6 | 49.9% | 49.1% |
| 0-60 | 1,151.9 | 83.9% | 82.6% |
| 60-90 | 242.1 | 17.6% | 17.4% |
| 0-90 | 1,393.9 | 101.5% | 100% |

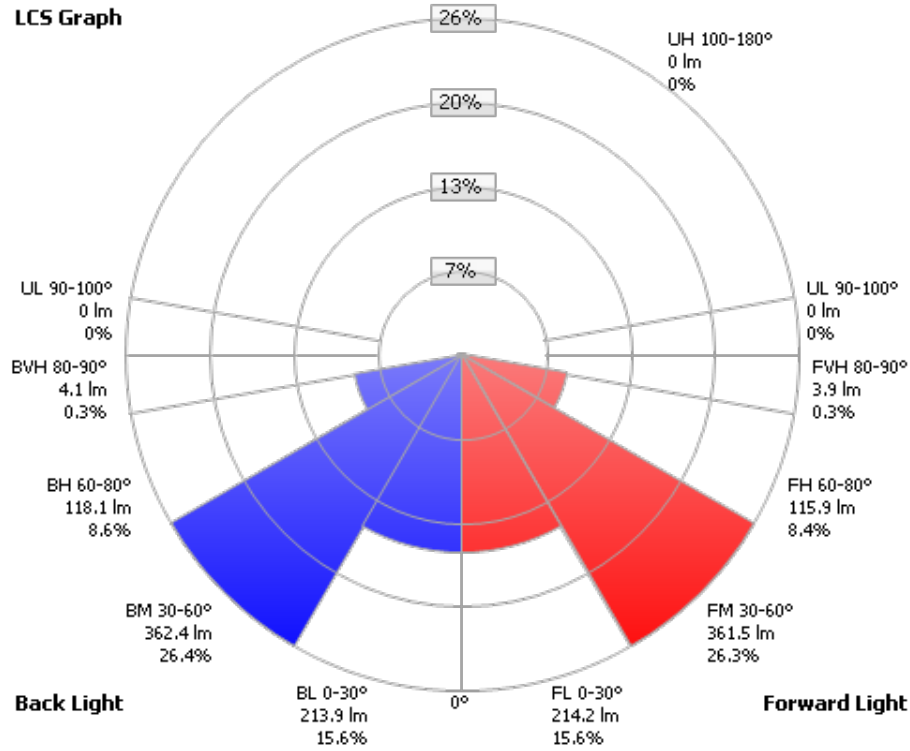
LUMENS PER ZONE

| ZONE | LUMENS | % TOTAL |
|-------|--------|---------|
| 0-10 | 53.8 | 3.9% |
| 10-20 | 151.7 | 10.9% |
| 20-30 | 222.4 | 16.0% |
| 30-40 | 256.6 | 18.4% |
| 40-50 | 252.2 | 18.1% |
| 50-60 | 215.0 | 15.4% |
| 60-70 | 154.5 | 11.1% |
| 70-80 | 79.5 | 5.7% |
| 80-90 | 8.1 | 0.6% |

FLOOD SUMMARY

| | EFFICIENCY | LUMENS | HORIZONTAL SPREAD | VERTICAL SPREAD |
|--------------|------------|---------|-------------------|-----------------|
| FIELD (10%): | 99.9% | 1,371.4 | 154.8 | 152.9 |
| BEAM (50%): | 67.5% | 927.3 | 99.1 | 99.2 |
| TOTAL: | 101.5% | 1,393.6 | | |

LCS Graph



Back Light

Forward Light

Scale = Max LCS %

Trapped Light: 0lm, 0%

CANDELA TABLE - TYPE B

| | -90 | -80 | -70 | -60 | -50 | -40 | -30 | -20 | -10 | 0 | 10 | 20 | 30 | 40 | 50 | 60 | 70 | 80 | 90 | |
|-----|-----|-----|-----|-----|-----|-----|-----|-----|-----|-----|-----|-----|-----|-----|-----|-----|-----|----|----|---|
| 90 | 0 | 0 | 0 | 0 | 0 | 0 | 0 | 0 | 0 | 0 | 0 | 0 | 0 | 0 | 0 | 0 | 0 | 0 | 0 | 0 |
| 80 | 0 | 0 | 0 | 0 | 0 | 0 | 0 | 0 | 0 | 0 | 0 | 0 | 0 | 0 | 0 | 0 | 0 | 0 | 0 | 0 |
| 70 | 0 | 7 | 23 | 42 | 62 | 81 | 97 | 110 | 117 | 119 | 116 | 108 | 95 | 78 | 59 | 39 | 21 | 4 | 1 | |
| 60 | 0 | 14 | 42 | 73 | 105 | 136 | 163 | 182 | 194 | 197 | 192 | 179 | 158 | 131 | 100 | 67 | 37 | 10 | 1 | |
| 50 | 0 | 22 | 62 | 107 | 153 | 196 | 234 | 262 | 280 | 285 | 277 | 257 | 226 | 187 | 143 | 98 | 54 | 17 | 1 | |
| 40 | 0 | 30 | 80 | 137 | 196 | 252 | 301 | 339 | 363 | 370 | 359 | 332 | 291 | 241 | 184 | 126 | 70 | 23 | 1 | |
| 30 | 0 | 37 | 96 | 165 | 236 | 305 | 365 | 413 | 444 | 453 | 439 | 405 | 354 | 292 | 223 | 153 | 86 | 28 | 1 | |
| 20 | 0 | 41 | 109 | 185 | 265 | 342 | 412 | 468 | 504 | 514 | 498 | 457 | 398 | 327 | 249 | 170 | 95 | 32 | 1 | |
| 10 | 0 | 45 | 116 | 198 | 284 | 368 | 444 | 505 | 544 | 555 | 538 | 493 | 428 | 351 | 267 | 182 | 102 | 34 | 1 | |
| 0 | 0 | 46 | 120 | 204 | 293 | 380 | 460 | 525 | 565 | 577 | 559 | 513 | 445 | 364 | 277 | 189 | 106 | 36 | 1 | |
| -10 | 0 | 45 | 117 | 198 | 284 | 368 | 443 | 505 | 543 | 554 | 537 | 493 | 428 | 351 | 267 | 182 | 102 | 34 | 1 | |
| -20 | 1 | 42 | 109 | 186 | 265 | 342 | 412 | 467 | 502 | 512 | 496 | 457 | 398 | 327 | 249 | 170 | 96 | 32 | 1 | |
| -30 | 1 | 37 | 97 | 166 | 237 | 305 | 365 | 413 | 443 | 452 | 438 | 405 | 354 | 293 | 224 | 154 | 87 | 29 | 1 | |
| -40 | 1 | 31 | 81 | 139 | 198 | 254 | 302 | 340 | 363 | 370 | 359 | 333 | 293 | 243 | 187 | 128 | 72 | 24 | 1 | |
| -50 | 1 | 23 | 63 | 109 | 155 | 199 | 236 | 264 | 281 | 286 | 279 | 259 | 229 | 190 | 146 | 100 | 56 | 18 | 1 | |
| -60 | 1 | 15 | 43 | 75 | 108 | 139 | 166 | 185 | 197 | 201 | 196 | 182 | 162 | 134 | 103 | 71 | 39 | 12 | 1 | |
| -70 | 1 | 8 | 25 | 44 | 64 | 83 | 100 | 112 | 120 | 122 | 119 | 111 | 98 | 81 | 62 | 42 | 22 | 6 | 1 | |
| -80 | 0 | 0 | 0 | 0 | 0 | 0 | 0 | 0 | 0 | 0 | 0 | 0 | 0 | 0 | 0 | 0 | 0 | 0 | 0 | |
| -90 | 0 | 0 | 0 | 0 | 0 | 0 | 0 | 0 | 0 | 0 | 0 | 0 | 0 | 0 | 0 | 0 | 0 | 0 | 0 | |