

**FLOOD PHOTOMETRIC REPORT**

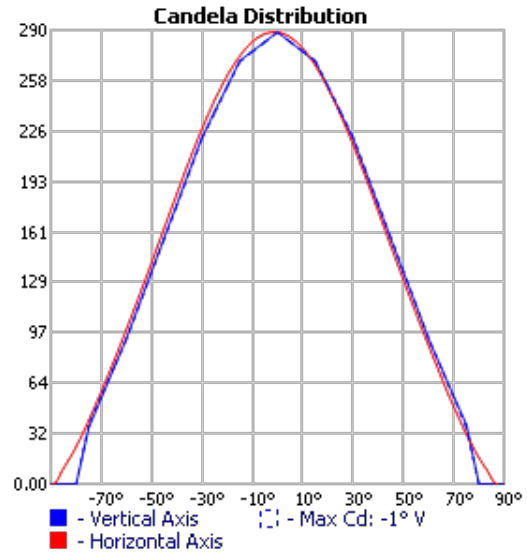
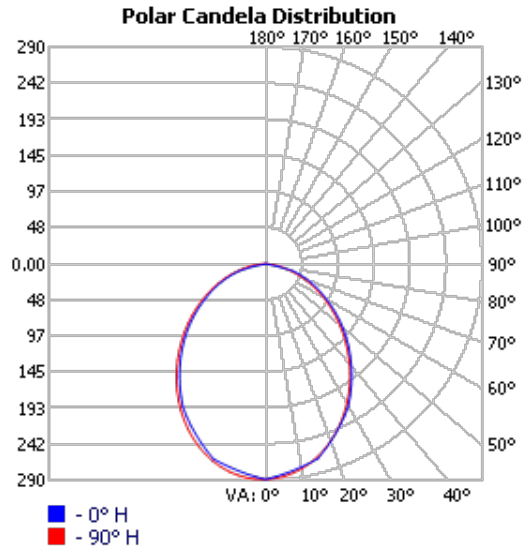
CATALOG: I1212



MANUFACTURER: PRO-LIGHT  
TEST DATE: 2013-07-02  
DESCRIPTION: I1212  
LAMP: I1212-WW-11W-4014  
LAMP OUTPUT: 1 LAMP, RATED LUMENS/LAMP: 502.9  
INPUT WATTAGE: 10.4  
LUMINOUS OPENING: POINT  
NEMA TYPE: 7 X 7  
MAX CD: 288.9 AT HORIZONTAL: -1°, VERTICAL: 0°  
EFFICIENCY: 133.9%

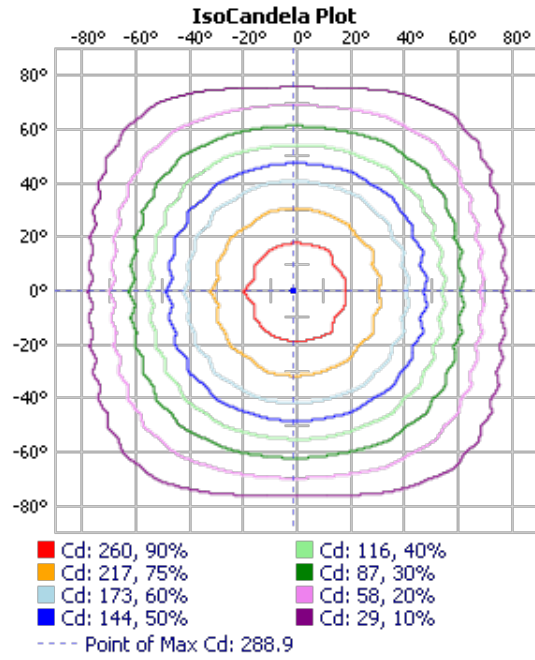
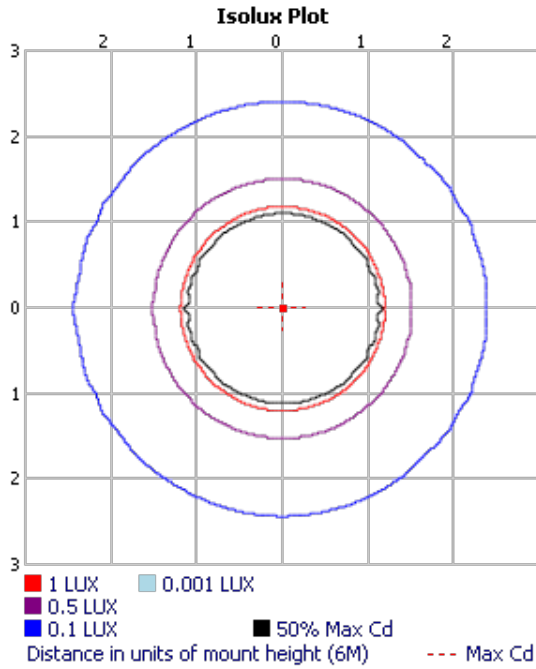
No  
Photo  
Available

SEE REPORT NOTES \*\*



\*\*FILE DOES NOT INCLUDE SUFFICIENT VERTICAL DATA TO PROPERLY CALCULATE BUG AND LCS UPLIGHT.  
\*\*FILE DOES NOT INCLUDE UPPER HEMISPHERE DATA(90-180) AND HAS CD > 0 AT 90° VERTICAL.

VISUAL PHOTOMETRIC TOOL 1.2.46 COPYRIGHT 2017, ACUITY BRANDS LIGHTING.  
THIS PHOTOMETRIC REPORT HAS BEEN GENERATED USING METHODS RECOMMENDED BY THE IESNA. CALCULATIONS ARE BASED ON PHOTOMETRIC DATA PROVIDED BY THE MANUFACTURER, AND THE ACCURACY OF THIS PHOTOMETRIC REPORT IS DEPENDENT ON THE ACCURACY OF THE DATA PROVIDED. END-USER ENVIRONMENT AND APPLICATION (INCLUDING, BUT NOT LIMITED TO, VOLTAGE VARIATION AND DIRT ACCUMULATION) CAN CAUSE ACTUAL PHOTOMETRIC PERFORMANCE TO DIFFER FROM THE PERFORMANCE CALCULATED USING THE DATA PROVIDED BY THE MANUFACTURER. THIS REPORT IS PROVIDED WITHOUT WARRANTY AS TO ACCURACY, COMPLETENESS, RELIABILITY OR OTHERWISE. IN NO EVENT WILL ACUITY BRANDS LIGHTING BE RESPONSIBLE FOR ANY LOSS RESULTING FROM ANY USE OF THIS REPORT.



**ZONAL LUMEN SUMMARY**

ZONE	LUMENS	% LAMP	% LUMINAIRE
0-30	211.8	42.1%	31.5%
0-40	336.6	66.9%	50%
0-60	559.3	111.2%	83.1%
60-90	114.1	22.7%	16.9%
0-90	673.4	133.9%	100%

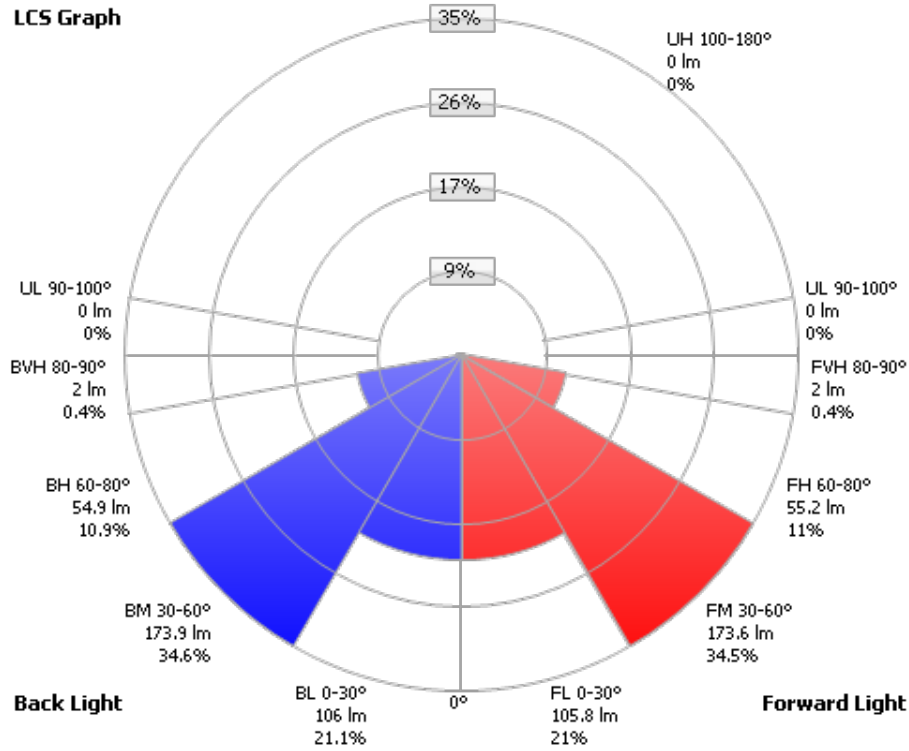
**LUMENS PER ZONE**

ZONE	LUMENS	% TOTAL
0-10	26.9	4.0%
10-20	75.4	11.2%
20-30	109.5	16.3%
30-40	124.8	18.5%
40-50	120.9	18.0%
50-60	101.8	15.1%
60-70	72.6	10.8%
70-80	37.4	5.5%
80-90	4.1	0.6%

**FLOOD SUMMARY**

	EFFICIENCY	LUMENS	HORIZONTAL SPREAD	VERTICAL SPREAD
FIELD (10%):	131.6%	661.9	154.4	152.2
BEAM (50%):	86.2%	433.5	96.2	95.9
TOTAL:	133.9%	673.2		

**LCS Graph**



**Back Light**

**Forward Light**

Scale = Max LCS %

Trapped Light: 0lm, 0%

**CANDELA TABLE - TYPE B**

	-90	-80	-70	-60	-50	-40	-30	-20	-10	0	10	20	30	40	50	60	70	80	90	
90	0	0	0	0	0	0	0	0	0	0	0	0	0	0	0	0	0	0	0	0
80	0	0	0	0	0	0	0	0	0	0	0	0	0	0	0	0	0	0	0	0
70	0.23	5.69	13	22	31	40	47	52	55	56	54	50	44	36	28	19	10	3.21	0.26	
60	0.23	9	22	37	52	66	77	86	91	93	90	83	73	60	46	32	18	5.81	0.27	
50	0.22	13	32	53	74	94	112	125	133	135	131	121	106	87	67	46	25	8.45	0.28	
40	0.22	17	40	67	95	121	145	163	175	178	172	158	138	113	86	59	33	11	0.29	
30	0.21	20	48	81	114	147	177	201	217	221	213	195	169	138	105	72	40	14	0.3	
20	0.21	22	54	90	128	166	202	231	249	254	245	223	192	155	117	80	44	15	0.31	
10	0.21	23	57	96	137	179	218	250	271	276	266	242	208	167	125	85	48	16	0.32	
0	0.21	24	59	99	142	186	227	261	283	289	278	253	217	174	130	89	49	17	0.32	
-10	0.21	23	57	96	137	179	218	251	271	277	267	243	208	167	125	85	48	16	0.32	
-20	0.22	22	54	90	128	166	202	231	249	254	245	223	192	155	117	79	44	15	0.31	
-30	0.24	20	48	80	114	147	177	202	217	222	214	196	169	138	105	72	40	14	0.3	
-40	0.25	17	40	67	95	121	145	164	176	179	173	159	138	113	86	59	33	11	0.3	
-50	0.26	13	32	52	74	94	112	125	134	136	132	121	106	88	67	46	25	8.62	0.3	
-60	0.27	9	22	37	52	66	77	86	92	93	90	84	74	61	47	32	18	5.97	0.29	
-70	0.27	5.76	13	22	31	39	46	51	54	55	53	49	43	36	27	19	10	3.45	0.29	
-80	0	0	0	0	0	0	0	0	0	0	0	0	0	0	0	0	0	0	0	
-90	0	0	0	0	0	0	0	0	0	0	0	0	0	0	0	0	0	0	0	