

**FLOOD PHOTOMETRIC REPORT**

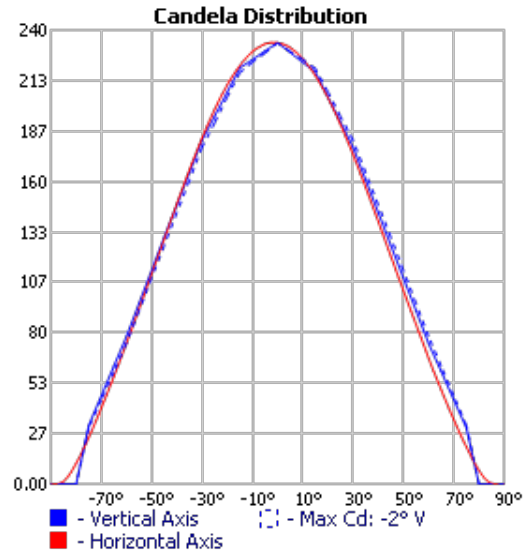
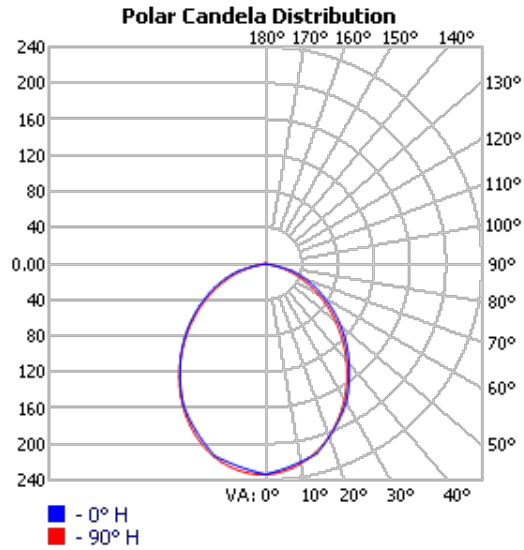
CATALOG: I1202NW - 4000K



MANUFACTURER: PRO-LIGHT  
TEST DATE: 2013-09-21  
DESCRIPTION: I1202NW - 4000K  
LAMP: I1202NW - 4000K  
LAMP OUTPUT: 1 LAMP, RATED LUMENS/LAMP: 1645.8  
INPUT WATTAGE: 8  
LUMINOUS OPENING: POINT  
NEMA TYPE: 7 X 7  
MAX CD: 233.5 AT HORIZONTAL: -2°, VERTICAL: 0°  
EFFICIENCY: 32.6%

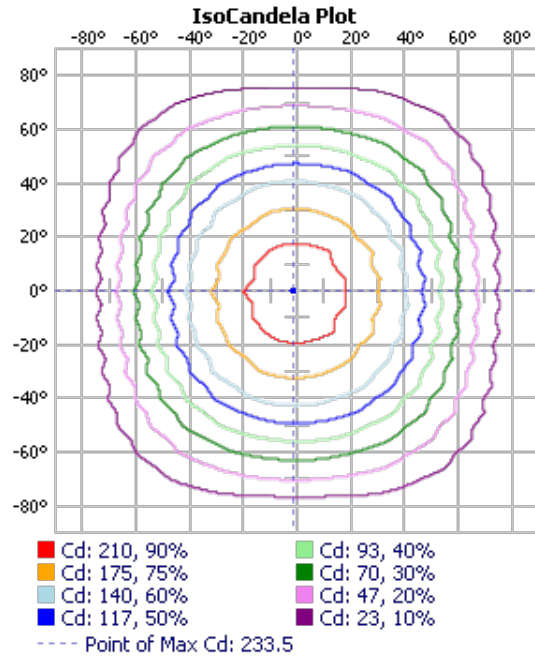
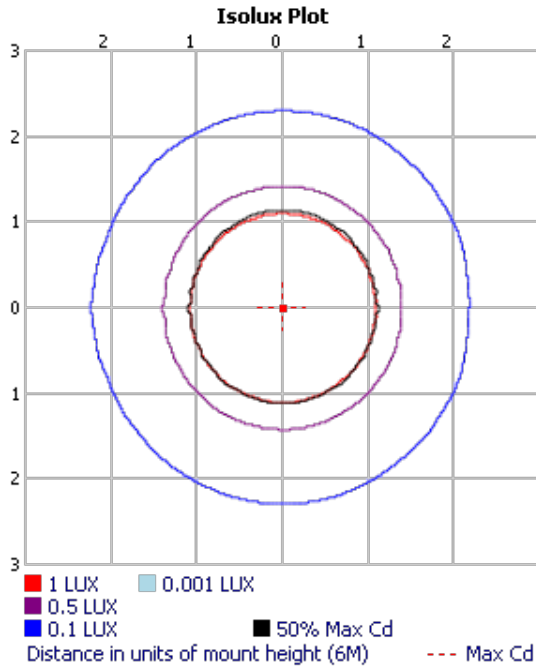
No  
Photo  
Available

SEE REPORT NOTES \*\*



\*\*FILE DOES NOT INCLUDE SUFFICIENT VERTICAL DATA TO PROPERLY CALCULATE BUG AND LCS UPLIGHT.  
\*\*FILE DOES NOT INCLUDE UPPER HEMISPHERE DATA(90-180) AND HAS CD > 0 AT 90° VERTICAL.

VISUAL PHOTOMETRIC TOOL 1.2.46 COPYRIGHT 2017, ACUITY BRANDS LIGHTING.  
THIS PHOTOMETRIC REPORT HAS BEEN GENERATED USING METHODS RECOMMENDED BY THE IESNA. CALCULATIONS ARE BASED ON PHOTOMETRIC DATA PROVIDED BY THE MANUFACTURER, AND THE ACCURACY OF THIS PHOTOMETRIC REPORT IS DEPENDENT ON THE ACCURACY OF THE DATA PROVIDED. END-USER ENVIRONMENT AND APPLICATION (INCLUDING, BUT NOT LIMITED TO, VOLTAGE VARIATION AND DIRT ACCUMULATION) CAN CAUSE ACTUAL PHOTOMETRIC PERFORMANCE TO DIFFER FROM THE PERFORMANCE CALCULATED USING THE DATA PROVIDED BY THE MANUFACTURER. THIS REPORT IS PROVIDED WITHOUT WARRANTY AS TO ACCURACY, COMPLETENESS, RELIABILITY OR OTHERWISE. IN NO EVENT WILL ACUITY BRANDS LIGHTING BE RESPONSIBLE FOR ANY LOSS RESULTING FROM ANY USE OF THIS REPORT.



**ZONAL LUMEN SUMMARY**

ZONE	LUMENS	% LAMP	% LUMINAIRE
0-30	171.4	10.4%	32%
0-40	272.4	16.6%	50.8%
0-60	451.0	27.4%	84.1%
60-90	85.1	5.2%	15.9%
0-90	536.1	32.6%	100%

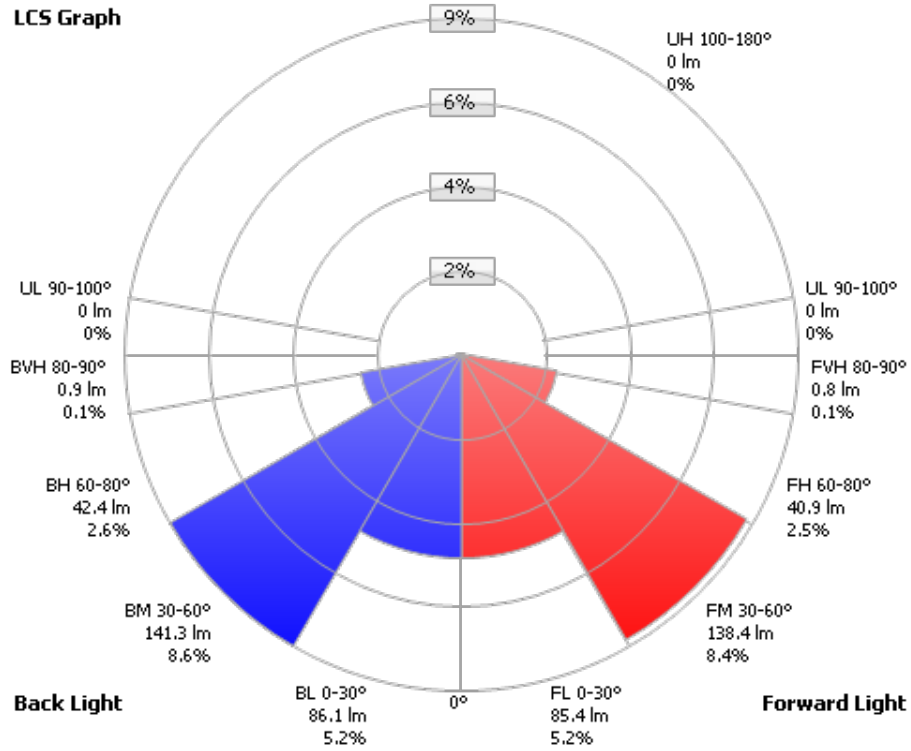
**LUMENS PER ZONE**

ZONE	LUMENS	% TOTAL
0-10	21.7	4.1%
10-20	61.0	11.4%
20-30	88.7	16.5%
30-40	101.0	18.8%
40-50	97.4	18.2%
50-60	81.2	15.1%
60-70	56.4	10.5%
70-80	26.9	5.0%
80-90	1.8	0.3%

**FLOOD SUMMARY**

	EFFICIENCY	LUMENS	HORIZONTAL SPREAD	VERTICAL SPREAD
FIELD (10%):	32%	526.6	149.1	152.3
BEAM (50%):	21.2%	349.2	94.5	96.7
TOTAL:	32.6%	535.9		

**LCS Graph**



**Back Light**

**Forward Light**

Scale = Max LCS %

Trapped Light: 1109.6lm, 67.4%

**CANDELA TABLE - TYPE B**

	-90	-80	-70	-60	-50	-40	-30	-20	-10	0	10	20	30	40	50	60	70	80	90	
90	0	0	0	0	0	0	0	0	0	0	0	0	0	0	0	0	0	0	0	0
80	0	0	0	0	0	0	0	0	0	0	0	0	0	0	0	0	0	0	0	0
70	0.14	0.44	3.99	11	20	28	35	41	44	45	43	39	33	26	18	10	3.16	0.27	0.15	
60	0.14	0.92	10	23	36	49	60	68	73	74	72	66	57	46	34	20	8.07	0.46	0.15	
50	0.14	3.09	18	36	55	73	88	100	107	109	106	97	84	68	50	32	14	1.69	0.16	
40	0.14	5.3	25	48	72	95	115	131	141	144	139	127	110	89	66	43	20	3.14	0.16	
30	0.14	7.56	31	59	88	116	142	162	175	178	172	157	135	109	81	53	26	4.81	0.16	
20	0.14	9	36	67	100	132	162	186	201	205	197	179	154	123	91	59	30	5.89	0.16	
10	0.14	11	39	72	107	143	176	202	219	223	215	195	167	133	98	64	33	6.73	0.16	
0	0.14	11	40	74	111	148	183	211	229	233	225	204	174	139	102	67	34	7.32	0.17	
-10	0.14	11	39	72	108	143	177	203	220	224	216	196	168	134	99	64	33	6.77	0.17	
-20	0.15	10	36	68	101	133	164	188	203	207	200	182	155	125	92	60	30	6	0.17	
-30	0.17	7.74	31	60	89	118	145	165	178	182	176	160	138	111	82	53	27	5	0.18	
-40	0.18	5.54	25	49	73	97	118	135	145	148	143	131	113	91	68	44	21	3.38	0.18	
-50	0.19	3.35	18	37	56	75	91	104	111	113	109	101	87	70	52	33	15	1.96	0.19	
-60	0.21	1.19	10	24	38	52	63	72	77	78	76	70	60	48	35	21	8.78	0.74	0.19	
-70	0.22	0.64	4.41	12	21	29	37	43	46	47	45	41	35	28	19	11	3.72	0.54	0.2	
-80	0	0	0	0	0	0	0	0	0	0	0	0	0	0	0	0	0	0	0	
-90	0	0	0	0	0	0	0	0	0	0	0	0	0	0	0	0	0	0	0	