

**FLOOD PHOTOMETRIC REPORT**

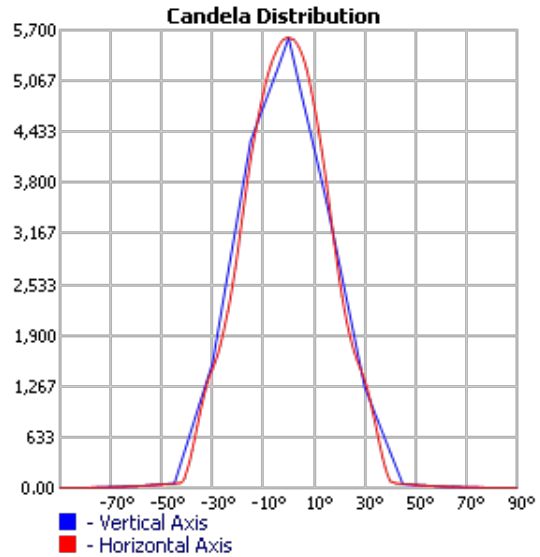
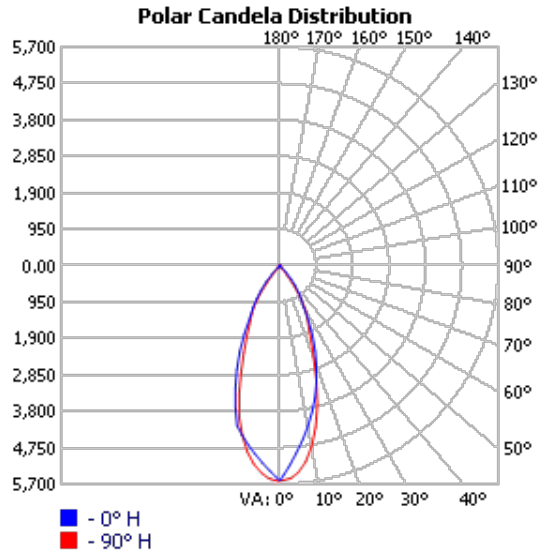
CATALOG: I1361



MANUFACTURER: PRO-LIGHT  
TEST DATE: 2013-05-26  
DESCRIPTION: I1361  
LAMP: I1361-40W-4000K-40D-COB  
LAMP OUTPUT: 1 LAMP, RATED LUMENS/LAMP: 3089  
INPUT WATTAGE: 37.9  
LUMINOUS OPENING: POINT  
NEMA TYPE: 5 X 5  
MAX CD: 5,604.3 AT HORIZONTAL: 0°, VERTICAL: 0°  
EFFICIENCY: 100%

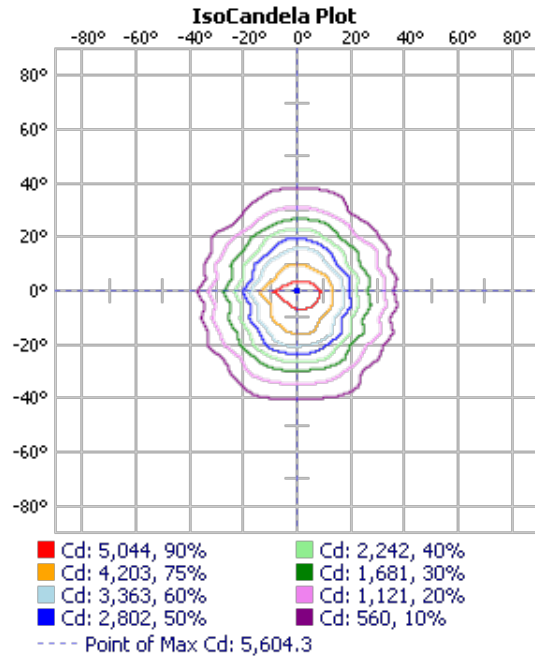
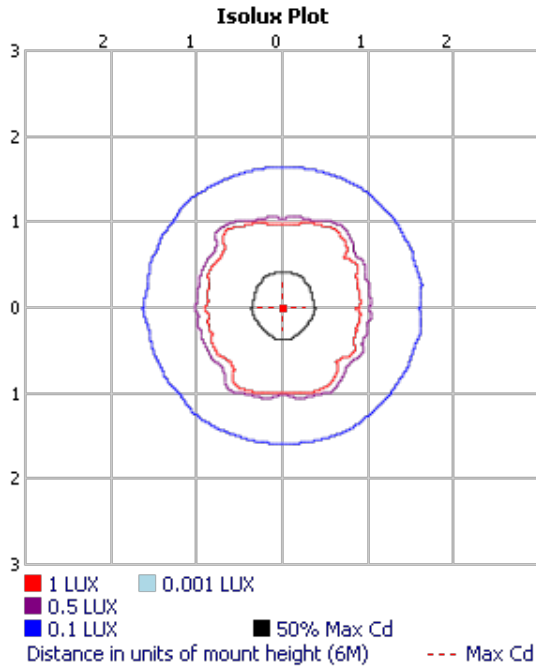
No  
Photo  
Available

SEE REPORT NOTES \*\*



\*\*FILE DOES NOT INCLUDE SUFFICIENT VERTICAL DATA TO PROPERLY CALCULATE BUG AND LCS UPLIGHT.  
\*\*FILE DOES NOT INCLUDE UPPER HEMISPHERE DATA(90-180) AND HAS CD > 0 AT 90° VERTICAL.

VISUAL PHOTOMETRIC TOOL 1.2.46 COPYRIGHT 2017, ACUITY BRANDS LIGHTING.  
THIS PHOTOMETRIC REPORT HAS BEEN GENERATED USING METHODS RECOMMENDED BY THE IESNA. CALCULATIONS ARE BASED ON PHOTOMETRIC DATA PROVIDED BY THE MANUFACTURER, AND THE ACCURACY OF THIS PHOTOMETRIC REPORT IS DEPENDENT ON THE ACCURACY OF THE DATA PROVIDED. END-USER ENVIRONMENT AND APPLICATION (INCLUDING, BUT NOT LIMITED TO, VOLTAGE VARIATION AND DIRT ACCUMULATION) CAN CAUSE ACTUAL PHOTOMETRIC PERFORMANCE TO DIFFER FROM THE PERFORMANCE CALCULATED USING THE DATA PROVIDED BY THE MANUFACTURER. THIS REPORT IS PROVIDED WITHOUT WARRANTY AS TO ACCURACY, COMPLETENESS, RELIABILITY OR OTHERWISE. IN NO EVENT WILL ACUITY BRANDS LIGHTING BE RESPONSIBLE FOR ANY LOSS RESULTING FROM ANY USE OF THIS REPORT.



**ZONAL LUMEN SUMMARY**

ZONE	LUMENS	% LAMP	% LUMINAIRE
0-30	2,427.2	78.6%	78.5%
0-40	2,935.8	95%	95%
0-60	3,066.7	99.3%	99.2%
60-90	23.9	0.8%	0.8%
0-90	3,090.6	100.1%	100%

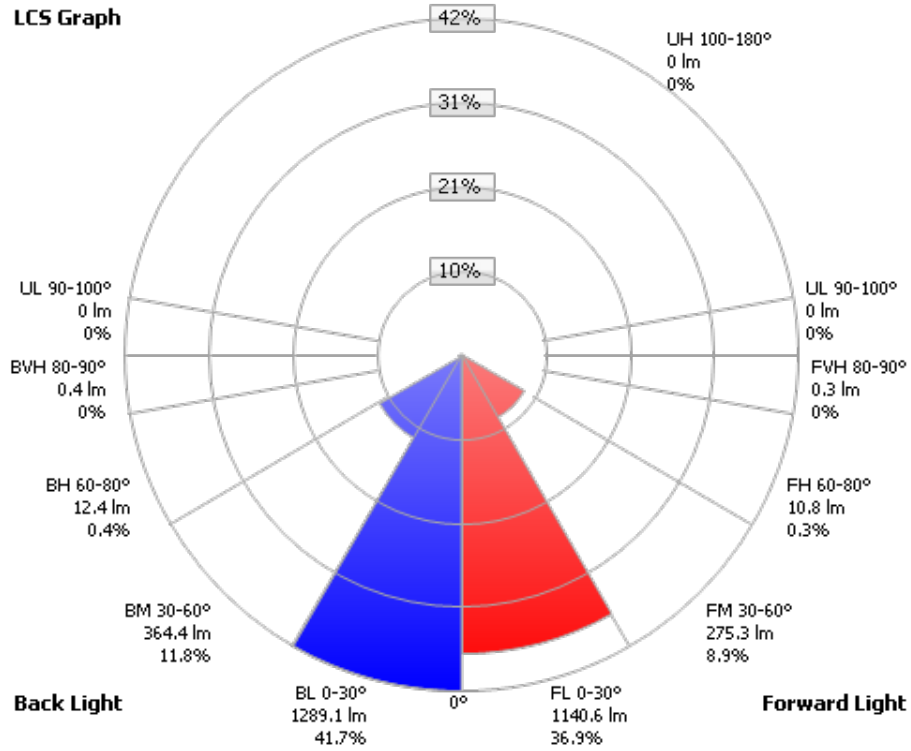
**LUMENS PER ZONE**

ZONE	LUMENS	% TOTAL
0-10	471.5	15.3%
10-20	1,027.0	33.2%
20-30	928.8	30.1%
30-40	508.6	16.5%
40-50	102.5	3.3%
50-60	28.3	0.9%
60-70	15.5	0.5%
70-80	7.6	0.2%
80-90	0.8	0.0%

**FLOOD SUMMARY**

	EFFICIENCY	LUMENS	HORIZONTAL SPREAD	VERTICAL SPREAD
FIELD (10%):	93.3%	2,880.6	73.1	78.6
BEAM (50%):	49.7%	1,535.2	39.8	43.1
TOTAL:	100%	3,087.5		

**LCS Graph**



**Back Light**

**Forward Light**

Scale = Max LCS %

Trapped Light: 0lm, 0%

**CANDELA TABLE - TYPE B**

	-90	-80	-70	-60	-50	-40	-30	-20	-10	0	10	20	30	40	50	60	70	80	90	
90	0	0	0	0	0	0	0	0	0	0	0	0	0	0	0	0	0	0	0	0
80	0	0	0	0	0	0	0	0	0	0	0	0	0	0	0	0	0	0	0	0
70	0	0	2	3	5	7	9	10	11	11	11	10	9	7	5	3	2	0	0	0
60	0	1	4	7	9	11	14	17	18	19	18	17	14	11	9	7	4	1	0	0
50	0	1	6	9	14	21	28	34	38	39	37	33	27	20	14	9	6	1	0	0
40	0	2	7	12	20	32	44	213	399	449	381	180	41	30	19	12	7	1	0	0
30	0	3	8	15	28	45	63	554	1101	1250	1051	458	59	42	26	15	8	2	0	0
20	0	4	9	19	36	57	730	1453	2373	2787	2214	1292	581	53	32	17	9	3	0	0
10	0	5	10	21	42	118	1202	2256	3645	4238	3457	2003	1009	68	36	19	10	3	0	0
0	0	5	10	23	45	229	1481	2965	4916	5604	4780	2592	1341	86	39	21	10	4	0	0
-10	0	5	10	22	43	132	1334	2491	4147	4746	3940	2162	1130	71	37	20	10	3	0	0
-20	0	5	10	20	39	72	899	1840	2993	3397	2815	1590	714	58	34	18	9	3	0	0
-30	0	4	9	17	32	50	174	1011	1454	1556	1407	876	92	46	28	16	8	3	0	0
-40	0	2	8	13	23	37	86	370	522	558	506	325	57	34	21	12	7	1	0	0
-50	0	2	6	10	16	24	33	40	45	47	45	39	31	23	15	10	6	1	0	0
-60	0	1	5	7	9	13	16	20	22	23	22	20	16	13	10	7	5	1	0	0
-70	1	1	3	4	7	9	10	12	13	13	13	12	10	9	7	5	3	1	1	0
-80	0	0	0	0	0	0	0	0	0	0	0	0	0	0	0	0	0	0	0	0
-90	0	0	0	0	0	0	0	0	0	0	0	0	0	0	0	0	0	0	0	0