

**FLOOD PHOTOMETRIC REPORT**

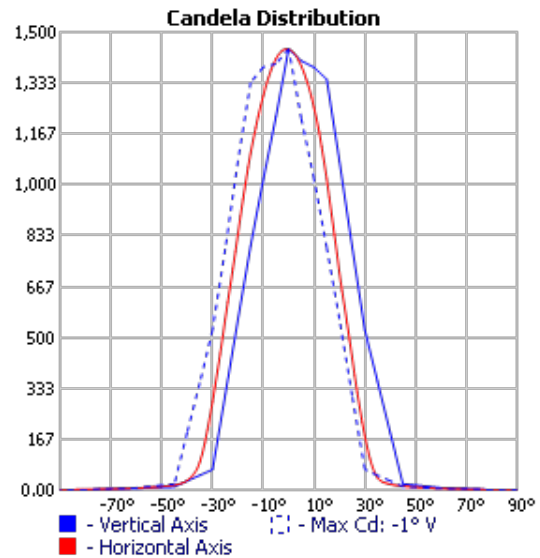
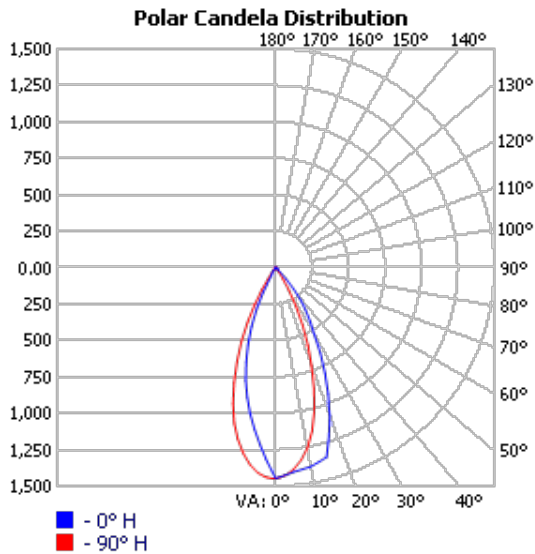
CATALOG: I1372



MANUFACTURER: PRO-LIGHT  
TEST DATE: 2013-05-28  
DESCRIPTION: I1372  
LAMP CATALOG: XPG  
LAMP: I1372-40D-15W-2700K  
LAMP OUTPUT: 1 LAMP, RATED LUMENS/LAMP: 755.8  
INPUT WATTAGE: 13.8  
LUMINOUS OPENING: POINT  
NEMA TYPE: 4 X 4  
MAX CD: 1,446.4 AT HORIZONTAL: -1°, VERTICAL: 0°  
EFFICIENCY: 99.9%

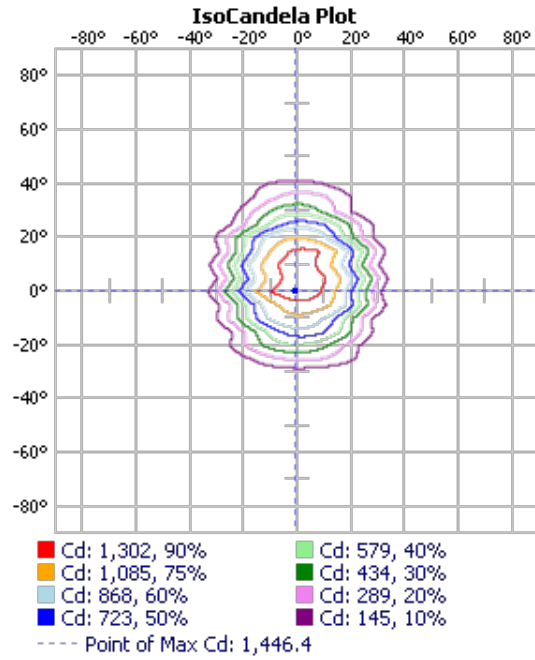
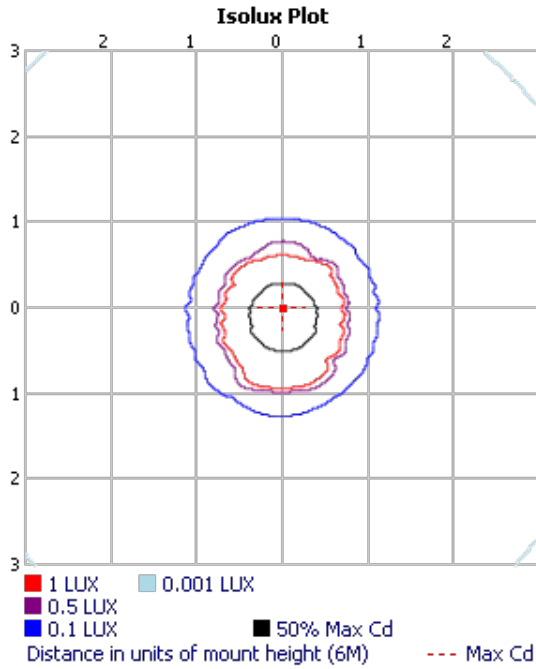
No  
Photo  
Available

SEE REPORT NOTES \*\*



\*\*FILE DOES NOT INCLUDE SUFFICIENT VERTICAL DATA TO PROPERLY CALCULATE BUG AND LCS UPLIGHT.  
\*\*FILE DOES NOT INCLUDE UPPER HEMISPHERE DATA(90-180) AND HAS CD > 0 AT 90° VERTICAL.

VISUAL PHOTOMETRIC TOOL 1.2.46 COPYRIGHT 2017, ACUITY BRANDS LIGHTING.  
THIS PHOTOMETRIC REPORT HAS BEEN GENERATED USING METHODS RECOMMENDED BY THE IESNA. CALCULATIONS ARE BASED ON PHOTOMETRIC DATA PROVIDED BY THE MANUFACTURER, AND THE ACCURACY OF THIS PHOTOMETRIC REPORT IS DEPENDENT ON THE ACCURACY OF THE DATA PROVIDED. END-USER ENVIRONMENT AND APPLICATION (INCLUDING, BUT NOT LIMITED TO, VOLTAGE VARIATION AND DIRT ACCUMULATION) CAN CAUSE ACTUAL PHOTOMETRIC PERFORMANCE TO DIFFER FROM THE PERFORMANCE CALCULATED USING THE DATA PROVIDED BY THE MANUFACTURER. THIS REPORT IS PROVIDED WITHOUT WARRANTY AS TO ACCURACY, COMPLETENESS, RELIABILITY OR OTHERWISE. IN NO EVENT WILL ACUITY BRANDS LIGHTING BE RESPONSIBLE FOR ANY LOSS RESULTING FROM ANY USE OF THIS REPORT.



**ZONAL LUMEN SUMMARY**

ZONE	LUMENS	% LAMP	% LUMINAIRE
0-30	635.8	84.1%	84.1%
0-40	720.3	95.3%	95.3%
0-60	748.0	99%	98.9%
60-90	8.0	1.1%	1.1%
0-90	756.0	100%	100%

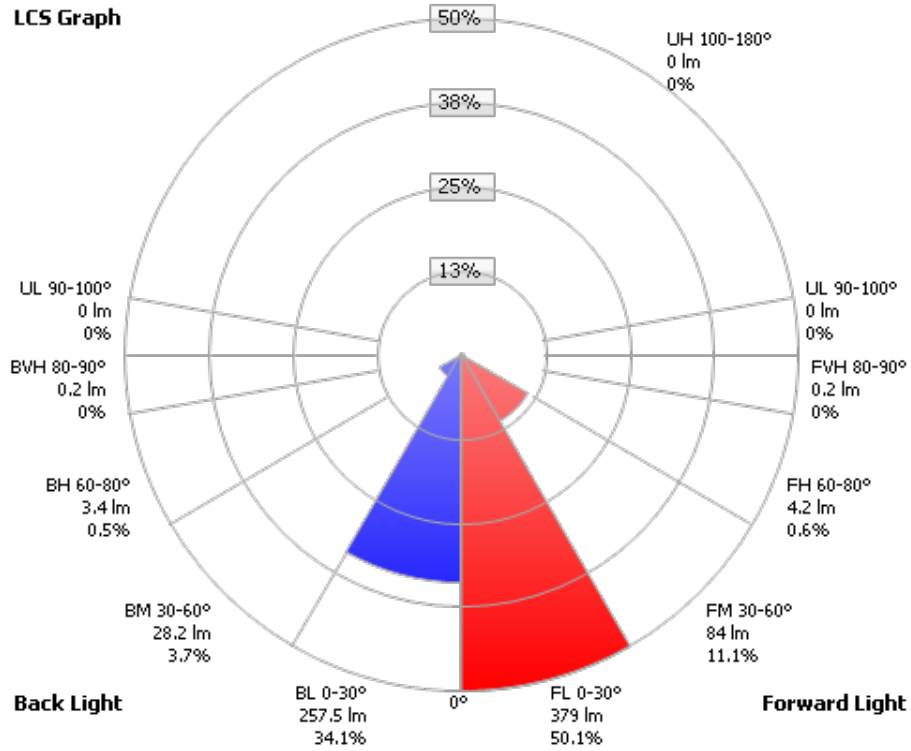
**LUMENS PER ZONE**

ZONE	LUMENS	% TOTAL
0-10	123.5	16.3%
10-20	279.8	37.0%
20-30	232.5	30.7%
30-40	84.5	11.2%
40-50	19.9	2.6%
50-60	7.8	1.0%
60-70	4.9	0.6%
70-80	2.7	0.4%
80-90	0.4	0.1%

**FLOOD SUMMARY**

	EFFICIENCY	LUMENS	HORIZONTAL SPREAD	VERTICAL SPREAD
FIELD (10%):	92.1%	695.7	64.2	69.7
BEAM (50%):	58.4%	441.6	41.8	42.8
TOTAL:	99.9%	755.3		

**LCS Graph**



**Back Light**

**Forward Light**

Scale = Max LCS %

Trapped Light: 0lm, 0%

**CANDELA TABLE - TYPE B**

	-90	-80	-70	-60	-50	-40	-30	-20	-10	0	10	20	30	40	50	60	70	80	90	
90	0	0	0	0	0	0	0	0	0	0	0	0	0	0	0	0	0	0	0	0
80	0	0	0	0	0	0	0	0	0	0	0	0	0	0	0	0	0	0	0	0
70	0	1	2	2	3	3	4	4	5	5	4	4	3	3	2	2	1	0	0	0
60	0	1	2	3	4	5	6	7	7	8	7	6	5	4	3	2	1	0	0	0
50	0	2	3	4	5	8	10	13	16	16	14	12	9	7	5	3	2	1	0	0
40	0	2	3	5	7	11	21	78	159	189	141	54	15	9	6	4	2	1	0	0
30	0	2	4	6	9	15	38	203	439	525	388	132	23	12	8	5	3	1	0	0
20	0	2	4	6	11	23	174	565	950	1078	890	458	90	16	9	5	3	1	0	0
10	0	2	4	7	12	28	258	777	1235	1385	1178	651	142	18	9	5	3	1	0	0
0	0	2	4	7	12	32	290	839	1293	1446	1253	712	178	19	10	5	3	1	0	0
-10	0	2	4	6	11	23	153	540	896	1019	847	443	87	16	9	5	3	1	0	0
-20	0	2	4	6	9	16	62	271	484	559	445	213	33	13	8	5	3	1	0	0
-30	0	2	3	5	8	11	17	31	57	68	48	24	15	10	6	4	2	1	0	0
-40	0	2	3	4	6	8	11	17	26	30	23	14	10	7	5	3	2	1	0	0
-50	0	2	3	4	5	6	7	8	9	9	9	8	6	5	4	3	2	1	0	0
-60	0	1	2	3	3	4	5	5	5	5	5	5	4	3	3	2	1	1	0	0
-70	0	1	2	2	3	3	3	3	3	3	3	3	3	2	2	1	1	0	0	0
-80	0	0	0	0	0	0	0	0	0	0	0	0	0	0	0	0	0	0	0	0
-90	0	0	0	0	0	0	0	0	0	0	0	0	0	0	0	0	0	0	0	0