

**FLOOD PHOTOMETRIC REPORT**

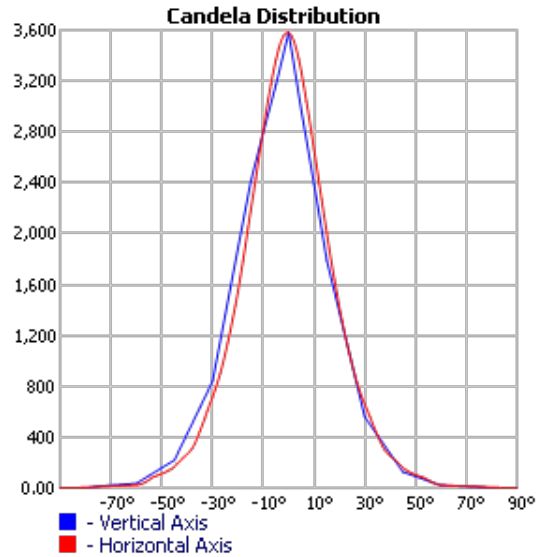
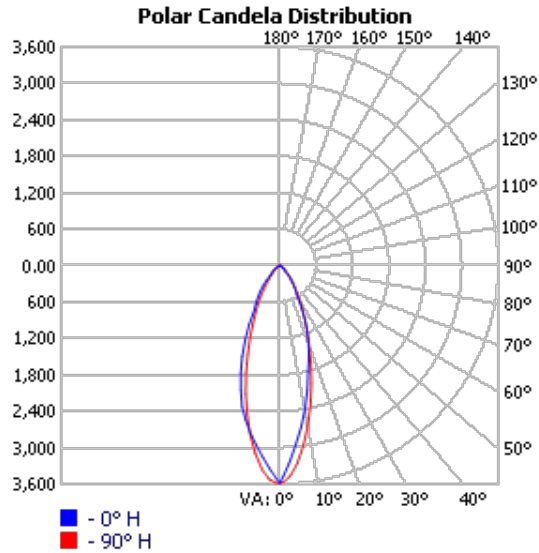
CATALOG: H1110WW - 3000?K



MANUFACTURER: PRO-LIGHT  
TEST DATE: 2014-10-09  
DESCRIPTION: H1110WW - 3000?K  
LAMP: H1110WW - 3000?K  
LAMP OUTPUT: 1 LAMP, RATED LUMENS/LAMP: 2522.2  
INPUT WATTAGE: 25.1  
LUMINOUS OPENING: POINT  
NEMA TYPE: 5 X 5  
MAX CD: 3,582.6 AT HORIZONTAL: 0°, VERTICAL: 0°  
EFFICIENCY: 73.3%

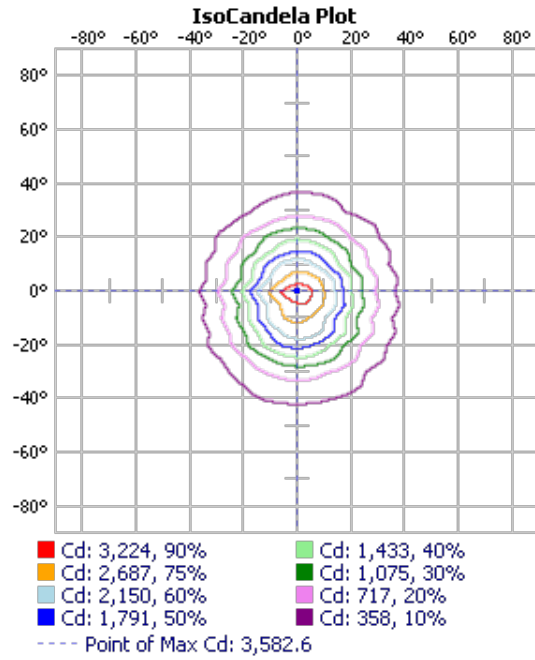
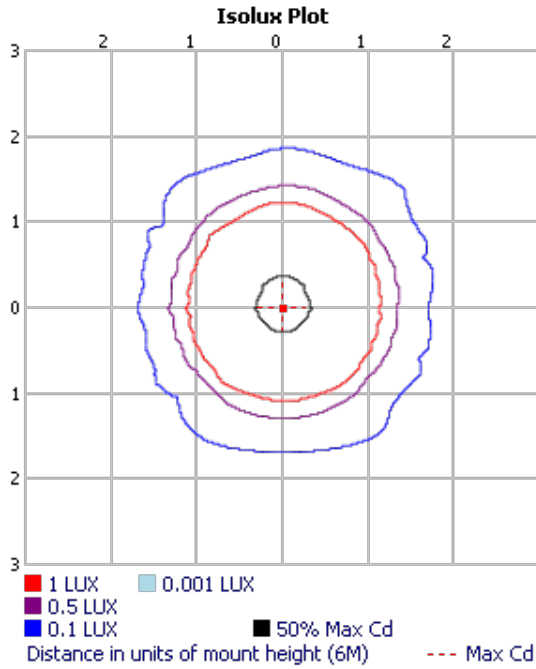
No  
Photo  
Available

SEE REPORT NOTES \*\*



\*\*FILE DOES NOT INCLUDE SUFFICIENT VERTICAL DATA TO PROPERLY CALCULATE BUG AND LCS UPLIGHT.  
\*\*FILE DOES NOT INCLUDE UPPER HEMISPHERE DATA(90-180) AND HAS CD > 0 AT 90° VERTICAL.

VISUAL PHOTOMETRIC TOOL 1.2.46 COPYRIGHT 2017, ACUITY BRANDS LIGHTING.  
THIS PHOTOMETRIC REPORT HAS BEEN GENERATED USING METHODS RECOMMENDED BY THE IESNA. CALCULATIONS ARE BASED ON PHOTOMETRIC DATA PROVIDED BY THE MANUFACTURER, AND THE ACCURACY OF THIS PHOTOMETRIC REPORT IS DEPENDENT ON THE ACCURACY OF THE DATA PROVIDED. END-USER ENVIRONMENT AND APPLICATION (INCLUDING, BUT NOT LIMITED TO, VOLTAGE VARIATION AND DIRT ACCUMULATION) CAN CAUSE ACTUAL PHOTOMETRIC PERFORMANCE TO DIFFER FROM THE PERFORMANCE CALCULATED USING THE DATA PROVIDED BY THE MANUFACTURER. THIS REPORT IS PROVIDED WITHOUT WARRANTY AS TO ACCURACY, COMPLETENESS, RELIABILITY OR OTHERWISE. IN NO EVENT WILL ACUITY BRANDS LIGHTING BE RESPONSIBLE FOR ANY LOSS RESULTING FROM ANY USE OF THIS REPORT.



**ZONAL LUMEN SUMMARY**

ZONE	LUMENS	% LAMP	% LUMINAIRE
0-30	1,319.7	52.3%	71.3%
0-40	1,610.3	63.8%	87%
0-60	1,817.8	72.1%	98.2%
60-90	33.3	1.3%	1.8%
0-90	1,851.0	73.4%	100%

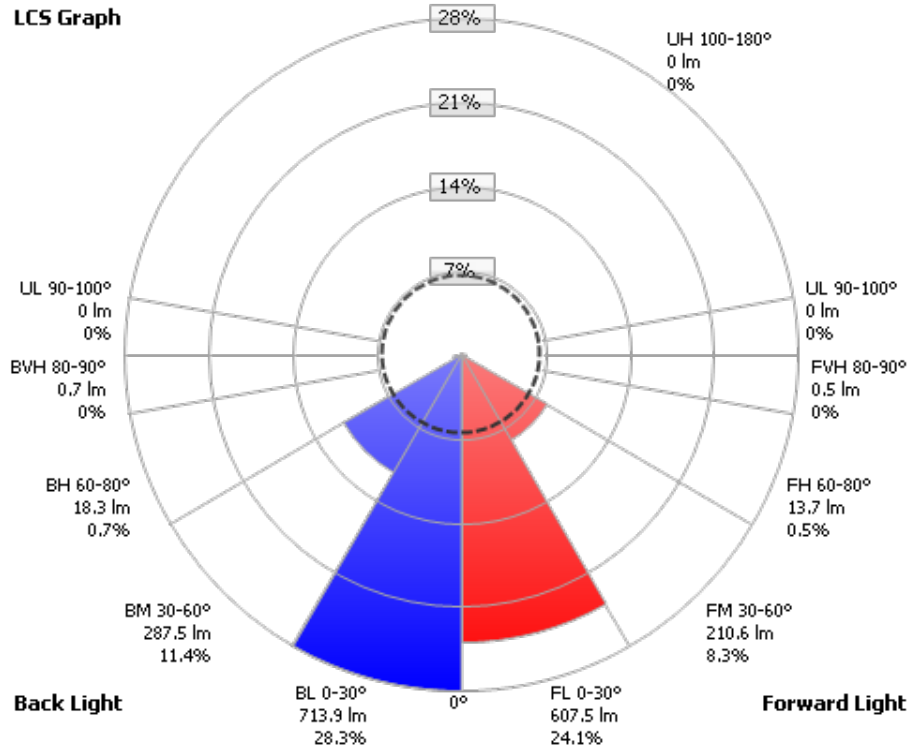
**LUMENS PER ZONE**

ZONE	LUMENS	% TOTAL
0-10	281.0	15.2%
10-20	555.0	30.0%
20-30	483.8	26.1%
30-40	290.6	15.7%
40-50	144.8	7.8%
50-60	62.7	3.4%
60-70	21.4	1.2%
70-80	10.6	0.6%
80-90	1.2	0.1%

**FLOOD SUMMARY**

	EFFICIENCY	LUMENS	HORIZONTAL SPREAD	VERTICAL SPREAD
FIELD (10%):	61.8%	1,557.5	73	78.6
BEAM (50%):	27.1%	684.3	34.7	35.9
TOTAL:	73.3%	1,849.1		

**LCS Graph**



**Back Light**

**Forward Light**

Scale = Max LCS %

Trapped Light: 669.5lm, 26.5%

**CANDELA TABLE - TYPE B**

	-90	-80	-70	-60	-50	-40	-30	-20	-10	0	10	20	30	40	50	60	70	80	90	
90	0	0	0	0	0	0	0	0	0	0	0	0	0	0	0	0	0	0	0	0
80	0	0	0	0	0	0	0	0	0	0	0	0	0	0	0	0	0	0	0	0
70	0	1	2	4	7	8	10	11	12	12	12	11	10	9	7	5	3	2	0	0
60	0	2	4	8	12	16	18	20	21	21	21	19	18	16	13	9	5	3	0	0
50	0	2	7	13	17	23	56	74	87	92	87	73	55	25	17	13	8	3	0	0
40	0	3	10	16	26	55	118	172	243	271	241	170	118	56	27	16	10	4	0	0
30	0	4	12	19	40	112	205	313	490	559	482	309	206	108	42	19	12	5	0	0
20	0	5	14	22	78	178	391	736	1184	1384	1126	686	367	170	73	21	14	5	0	0
10	0	5	15	24	103	230	561	1147	1961	2392	1854	1056	518	218	94	23	14	5	0	0
0	0	5	15	25	113	267	716	1545	2822	3583	2665	1419	659	253	104	25	15	6	0	0
-10	0	5	15	24	108	249	641	1315	2284	2800	2157	1207	590	237	99	24	15	5	0	0
-20	0	5	14	23	91	206	493	976	1595	1886	1513	904	458	197	85	22	14	5	0	0
-30	0	4	13	20	62	138	272	527	756	841	735	510	266	134	63	20	13	5	0	0
-40	0	4	11	18	36	83	165	276	386	427	378	269	160	84	36	17	11	4	0	0
-50	0	3	8	15	20	43	81	109	144	160	144	107	78	45	20	15	9	4	0	0
-60	0	2	6	11	15	18	21	25	31	38	33	26	22	19	16	11	7	3	0	0
-70	0	2	4	7	10	12	14	17	19	22	20	17	15	13	10	8	5	3	0	0
-80	0	0	0	0	0	0	0	0	0	0	0	0	0	0	0	0	0	0	0	0
-90	0	0	0	0	0	0	0	0	0	0	0	0	0	0	0	0	0	0	0	0