

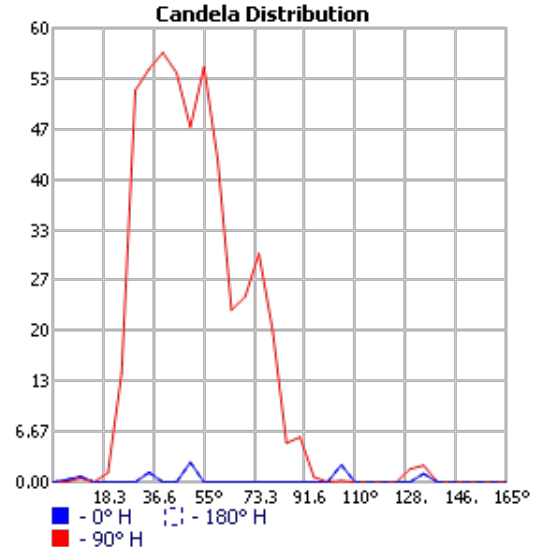
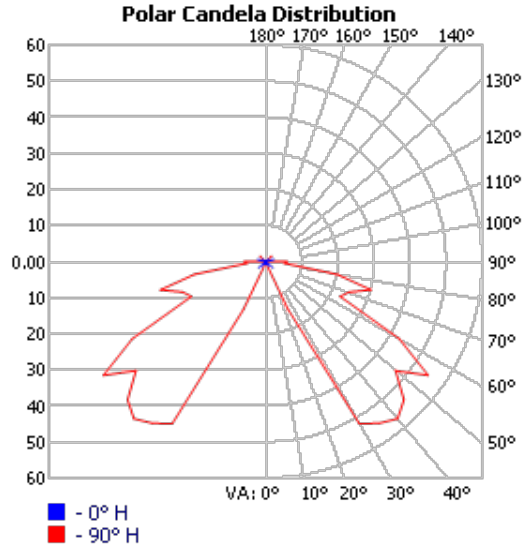
**OUTDOOR PHOTOMETRIC REPORT**

CATALOG: 1



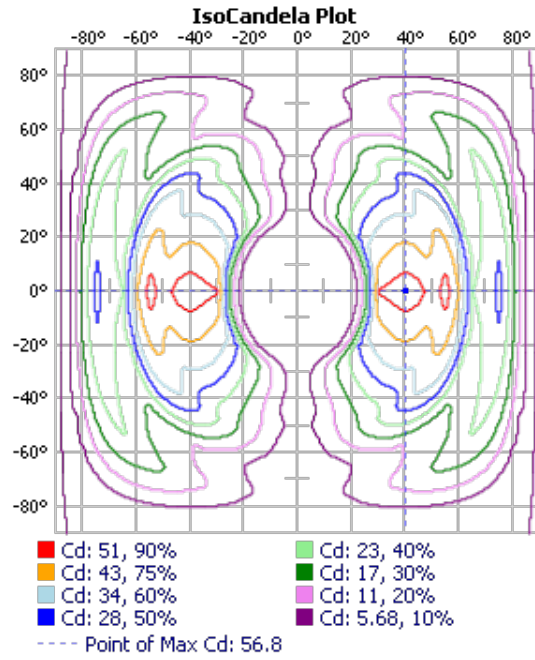
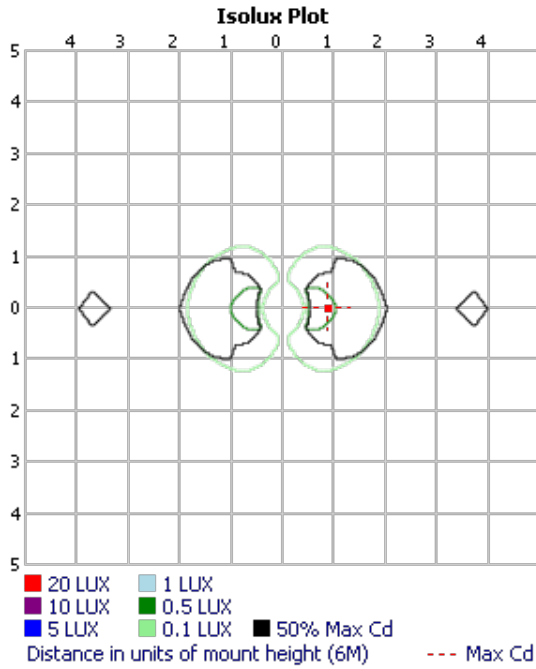
MANUFACTURER: PRO-LIGHT  
TEST #: 1  
DESCRIPTION:  
LAMP: H1048  
LAMP OUTPUT: 1 LAMP, RATED LUMENS/LAMP: 112  
INPUT WATTAGE: 4  
LUMINOUS OPENING: POINT  
MAX CD: 56.8 AT HORIZONTAL: 90°, VERTICAL: 40°  
CUTOFF CLASS: NONCUTOFF  
ROADWAY CLASS: VERY SHORT, TYPE I  
EFFICIENCY: 90.5%

No  
Photo  
Available



VISUAL PHOTOMETRIC TOOL 1.2.46 COPYRIGHT 2017, ACUITY BRANDS LIGHTING.

THIS PHOTOMETRIC REPORT HAS BEEN GENERATED USING METHODS RECOMMENDED BY THE IESNA. CALCULATIONS ARE BASED ON PHOTOMETRIC DATA PROVIDED BY THE MANUFACTURER, AND THE ACCURACY OF THIS PHOTOMETRIC REPORT IS DEPENDENT ON THE ACCURACY OF THE DATA PROVIDED. END-USER ENVIRONMENT AND APPLICATION (INCLUDING, BUT NOT LIMITED TO, VOLTAGE VARIATION AND DIRT ACCUMULATION) CAN CAUSE ACTUAL PHOTOMETRIC PERFORMANCE TO DIFFER FROM THE PERFORMANCE CALCULATED USING THE DATA PROVIDED BY THE MANUFACTURER. THIS REPORT IS PROVIDED WITHOUT WARRANTY AS TO ACCURACY, COMPLETENESS, RELIABILITY OR OTHERWISE. IN NO EVENT WILL ACUITY BRANDS LIGHTING BE RESPONSIBLE FOR ANY LOSS RESULTING FROM ANY USE OF THIS REPORT.



**ZONAL LUMEN SUMMARY**

ZONE	LUMENS	% LAMP	% LUMINAIRE
0-30	5.3	4.7%	5.2%
0-40	22.6	20.2%	22.3%
0-60	66.0	58.9%	65.1%
60-90	32.7	29.2%	32.3%
70-100	19.8	17.7%	19.5%
90-120	1.7	1.5%	1.6%
0-90	98.7	88.1%	97.4%
90-180	2.7	2.4%	2.6%
0-180	101.4	90.5%	100%

**LUMENS PER ZONE**

ZONE	LUMENS	% TOTAL	ZONE	LUMENS	% TOTAL
0-10	0.0	0.0%	90-100	1.0	1%
10-20	0.1	0.1%	100-110	0.7	0.6%
20-30	5.2	5.1%	110-120	0.006	0%
30-40	17.3	17.1%	120-130	0.2	0.2%
40-50	20.7	20.5%	130-140	0.8	0.8%
50-60	22.6	22.3%	140-150	0.002	0%
60-70	13.9	13.7%	150-160	0.000	0%
70-80	13.9	13.7%	160-170	0.000	0%
80-90	4.9	4.9%	170-180	0.000	0%

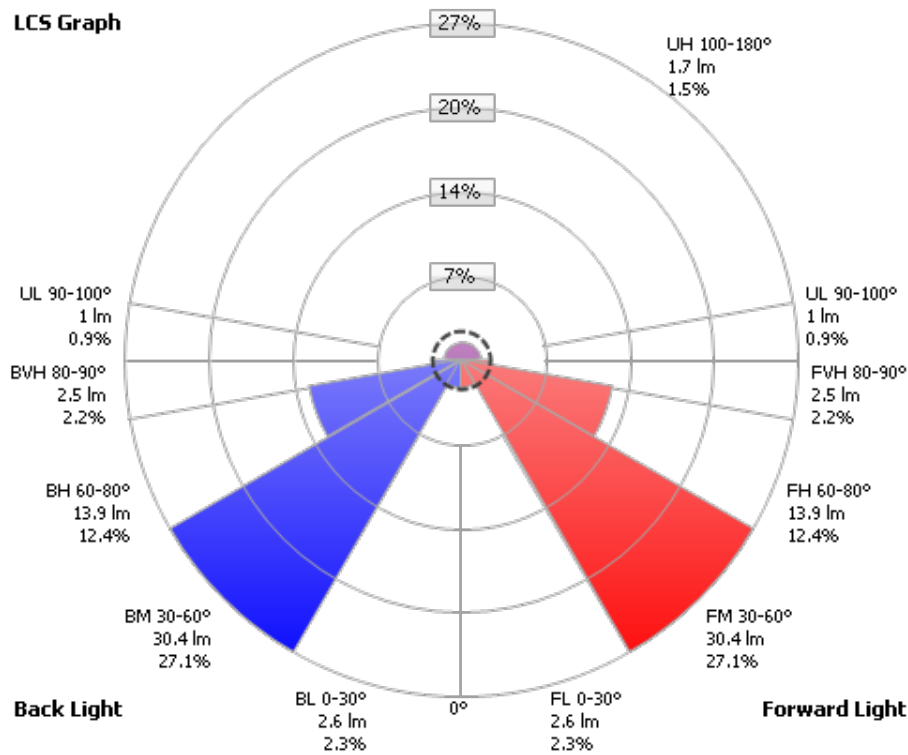
**ROADWAY SUMMARY**

CUTOFF CLASSIFICATION:	NONCUTOFF	
DISTRIBUTION:	TYPE I, VERY SHORT	
MAX CD, 90 DEG VERT:	6.0	
MAX CD, 80 TO <90 DEG:	20.0	
	LUMENS	% LAMP
DOWNWARD STREET SIDE:	49.3	44%
DOWNWARD HOUSE SIDE:	49.3	44%
DOWNWARD TOTAL:	98.7	88.1%
UPWARD STREET SIDE:	1.3	1.2%
UPWARD HOUSE SIDE:	1.3	1.2%
UPWARD TOTAL:	2.7	2.4%
TOTAL LUMENS:	101.3	90.5%

**LCS TABLE**

BUG RATING	B0 - U1 - G0	
FORWARD LIGHT	LUMENS	LUMENS %
LOW(0-30):	2.6	2.3%
MEDIUM(30-60):	30.4	27.1%
HIGH(60-80):	13.9	12.4%
VERY HIGH(80-90):	2.5	2.2%
<b>BACK LIGHT</b>		
LOW(0-30):	2.6	2.3%
MEDIUM(30-60):	30.4	27.1%
HIGH(60-80):	13.9	12.4%
VERY HIGH(80-90):	2.5	2.2%
<b>UPLIGHT</b>		
LOW(90-100):	1.0	0.9%
HIGH(100-180):	1.7	1.5%
<b>TRAPPED LIGHT:</b>	10.7	9.5%

**LCS Graph**



Scale = Max LCS %

Trapped Light: 10.7lm, 9.5%

**CANDELA TABLE - TYPE C**

	0	90	180
0	0	0	0
5	0.3	0	0.3
10	0.8	0.5	0.8
15	0	0	0
20	0	1.3	0
25	0	14.5	0
30	0	51.8	0
35	1.3	54.6	1.3
40	0	56.8	0
45	0	54.1	0
50	2.6	46.9	2.6
55	0	54.9	0
60	0	42.6	0
65	0	22.7	0
70	0	24.5	0
75	0	30.2	0
80	0	20	0
85	0	5.2	0
90	0	6	0
95	0	0.7	0
100	0	0	0
105	2.3	0.2	2.3
110	0	0	0
115	0	0	0
120	0	0.1	0
125	0	0	0
130	0	1.7	0
135	1.1	2.2	1.1
140	0	0	0
145	0	0	0
150	0	0	0
155	0	0	0
160	0	0	0
165	0	0	0